



Ø50

Ø10.1

MANUFACTURERS OF QUALITY CONVEYOR SYSTEMS AND COMPONENTS

TECHNICAL CATALOGUE
EDITION 25.7





INTRODUCTION

Dyno is an innovative kiwi company that has been designing, manufacturing, and supplying conveyors and components for nearly forty years. With a reputation for solving problems, we've become a trusted conveyor solutions partner for many warehouses, logistics providers, processing facilities and manufacturers throughout New Zealand and Australia.

We initially started supplying conveyors to the meat and fruit industry however it quickly became clear that standard conveyors on the market didn't suit the product being conveyed. Building on our knowledge of conveyor principles and understanding of our customers' requirements, we took it into our own hands and started designing and manufacturing conveyors ourselves. We wanted to be 100% certain that our conveyors would really work!

Over the years we have continued to innovate and adapt, staying up to date on the latest conveyor technology and practices with strong partnerships with local and global industry experts and vendors. We've become the go-to people and now provide a wide range of conveyor solutions – from small stand-alone conveyors, dispatch lines or complete automated inline conveyor systems to a wide range of industries.

No one knows conveyors quite like we do and that's why our conveyors make moving cartons, crates and pallets, simple and efficient.

CONTENTS PAGE

Design Considerations pg 4

Part Number Descriptions pg 5-6

 Roller Bearings pg 5

 Roller Codes pg 6

Order Details Rollers pg 7

Conveyor Rollers pg 8-34

Sprocket/Pulley Driven Rollers pg 35-36

Trough Roller Assemblies pg 37

Roller Groove Info pg 38

Tapered Rollers pg 38-39

Conveyor Roller Options pg 40-41

24v Powered Conveyor Rollers pg 42-46

Roller Bearings pg 47-56

Sprockets & Pulleys pg 57-60

Dyno Chain pg 61-62

Dyno Chain Sprockets pg 62-64

Ball Transfer Units pg 65-66

Multiroll pg 67

Band Driven Conveyor Parts pg 68-70

Tranzbelt S20 Conveyor Drums pg 71-72

Pallet Conveyor Parts pg 73

Miniroll pg 74

24v Conveyor Transfer Modules pg 75

24v Pancake Motors & Controls pg 76-77

Conveyors pg 78-84

KEY



Max Speed



Max Load

DESIGN CONSIDERATIONS

Details Required:

- Type of product being conveyed
- Length of product
- Width of product
- Height of product
- Weight of product
- Speed required
- Environmental conditions

Rollers

A minimum of three rollers are required under the load at all times, products with uneven bases require more.

Ideal roller length is - load width + 50mm. This is a critical minimum with some types of plastic crates, but is of lesser importance with flat bottomed cartons.

Pallets usually flex under load causing only 1/3 of the rollers to carry the load, always allow for this.

Tapered rollers guarantee correct movement on bends.

Precision bearing rollers run smoothly at higher speeds for long periods but can have a greater resistance for manual movement.

Advantages of Plastic Rollers

- Light weight
- Resistance to corrosion
- Cleanliness

Galvanised Steel:

- Cost effective
- High load ratings
- Reduced chance of rusting

Stainless Steel:

- Doesn't rust
- Can be washed down
- High load ratings

Temperature range of all our standard plastics is 5°C to 40°C, although they can be used down to -20°C with lowered impact resistance, or up to 60°C with reduced load. Steel construction (no plastic) rollers are best for in freezers as plastic can get brittle and break. Talk to us regarding the best options.

Dynopipe is extra special high impact resistant PVC.

Shafts

Spring loaded shafts are the simplest design, giving quick and easy conveyor assembly and maintenance.

Male and female threaded shafts give higher load capacity and reduce vibration as they are secured direct to the conveyor frame. Female threads have the advantage of very simple conveyor assembly.

Spring loaded shafts are standard on most rollers.

Hex shafts are most common on driven rollers.

Large diameter rollers often have a fixed threaded shaft.

Many other options are available to special order.

Conveyors

Pitch of rollers - minimum 3 rollers under load at all times

Inside frame width - load width + 50mm. This is a critical minimum with some types of plastic crates, but is of lesser importance with flat bottomed cartons

Stands - to calculate number required, allow 1 stand for each straight section (best placed on joint), 2 stands for each bend plus one additional stand for each complete conveyor

Load rating minimum

Always use the lowest value.

For example - the below roller would only have a 14kg load rating

Roller Length	Tube Material		Shaft		
(mm)	Dynopipe	Aluminium	Ø6mm	Ø8mm	Ø10mm
100	14	14	30	30	30

ROLLER BEARINGS

50 7 SS (Z14DF) – 12

┌─┐ ┌─┐ ┌─┐ ┌─────────┐ ┌─┐
1 2 3 4 5

1. Outside diameter of the tube in nearest mm

20 - Ø19mm - Ø20mm
 25 - Ø25.4mm
 30 - Ø30mm
 32 - Ø32mm
 38 - Ø38mm
 42 - Ø42mm
 48 - Ø48.3mm
 50 - Ø50mm
 51 - Ø50.8mm
 60 - Ø60mm - Ø60.3mm
 75 - Ø75mm - Ø76.3mm
 89 - Ø89mm
 114 - Ø114mm

2. Bearing Type

0 = Bushed
 2 = Thermoplastic Race, Stainless Steel Balls
 3c = Zinc Plated Steel with Caged Balls
 5 = Precision Bearing, Zinc plated steel housing and bush
 7 = Precision Bearing, Thermoplastic housing and bush

3. Bearing Details (optional)

SS = Stainless Steel Precision Bearing
 T = Includes locator for tapered elements
 A = Anti-static
 B = Blind
 G = Greased (extra)
 HD = Heavy Duty
 M = Machined
 SE = Sealed (non precision bearings only)

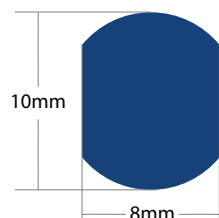
4. Sprocket or Pulley Details

Z = Chain Sprocket
 ZB = Toothed Belt Sprocket
 MV = Mini-v Pulley
 GP = Double Groove O Band Pulley
 14 = Number of Teeth (for sprocket / toothed belt pulley)
 S = Single Row (for sprocket)
 D = Double Row (for sprocket)
 F = Fixed Drive
 L = Loose (accumulation) Drive


5. Shaft Size

6 – 6mm Round
 8 – 8mm Round
 10 – 10mm Round
 12 – 12mm Round
 16 – 16mm Round
 19 – 19mm Round
 20 – 20mm Round
 Q – 10mm Round with 8mm across the flats
 11H – 11mm Hex
 16H – 16mm Hex
 25 – 25mm Round (if required)

Q / D SHAFT



HEX SHAFT



ROLLER CODE DESCRIPTION

50 7 SS (Z14DF) – 12 / G – SS – SP FTM8 TPR 447/OBL 477/SL

1 2 3 4 5 6 7 8 9 10 11 12

1-5. Refer to bearing part number description

6. Tube Material

AL = Aluminium
D = Dyno pipe
G = Galvanised Steel
P = Plastic or PVC
N = Stainless Steel
B = Black Mild Steel

Will include wall thickness when ordering non-standard or HD wall thickness rollers e.g. G3.6 stands for Galvanised Steel with a 3.6mm wall thickness.

7. Shaft Material

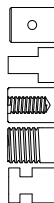
AL = Aluminium
MS = Mild Steel
SS = Stainless Steel
ZP = Zinc Plated Mild Steel

8. Shaft Type

SP = Spring Loaded
F = Fixed
L = Loose
SP/F = Spring Loaded one end, fixed other end

9. Shaft Extra's

DL = Cross Drilled
FL = Flats
FT = Female Threads
MT = Male Threads
SL = Slots



10. Roller Extra's

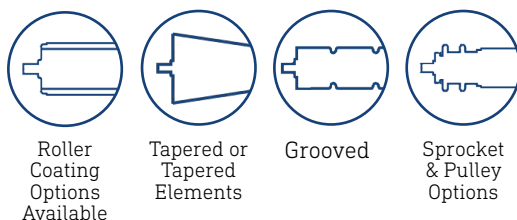
TPR = Tapered
GR = Grooves and will include spacing from overbearing length to centre of groove
RC = Rubber Coating

11. Length of Roller

OBL = Over Bearing Length (measurement of roller from the outside of roller bearings)
IF = Conveyor Inside Frame Width
TL = Tube Length (excludng bearings)

12. Shaft Length

Standard shaft length is typically 15mm extensions each end, although longer or shorter lengths can also be accommodated.



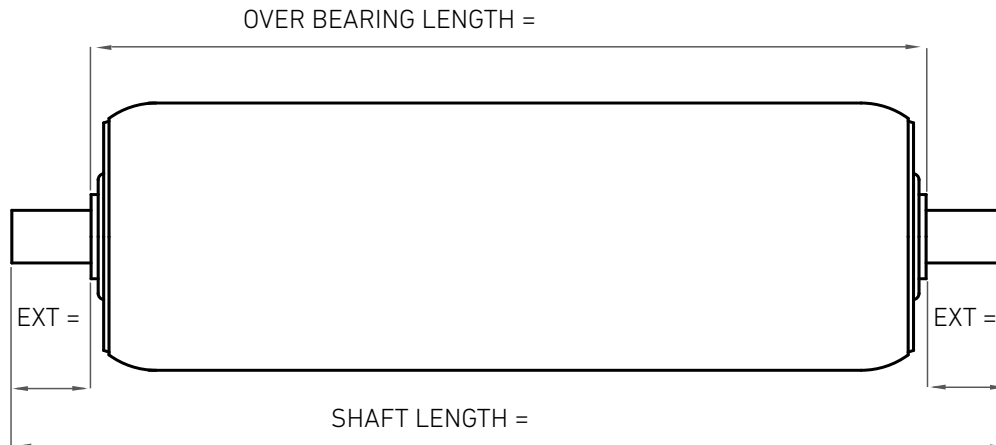
ORDER DETAILS - ROLLERS

Roller Specification

Roller Series			
Tube Diameter		Wall Thickness	
Tapered		Rubber Coated	

Tube Specification

PVC (Dynopipe)		Aluminium	
Stainless Steel		Galvanised Steel	
Other (please specify)			



Bearing Type

Bushed (0)	
Plastic Race, S/S Balls (2)	
Steel, unground (3c)	
Steel, precision (5)	
Plastic Housing, precision (7)	

Bearing Extras

Blind (B)	
Greased (G)	
Sealed (SE)	
Stainless Steel (SS)	
Heavy Duty (HD)	

Shaft Material

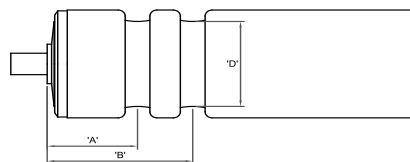
Mild Steel		Stainless Steel	
Aluminium		Zinc Plated	

Shaft Fixing

Spring Loaded		Fixed	
Loose		No Shaft	

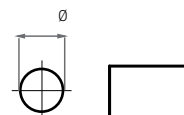
Groove Details

Single Groove (A)	
Double Groove (B)	
Depth (D)	
Additional Grooves	

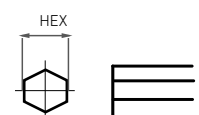


Shaft Details

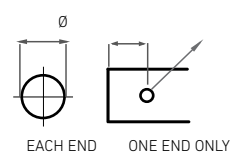
Round



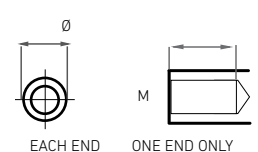
Hex



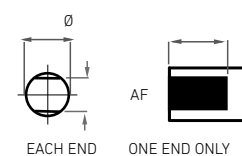
Cross Drill



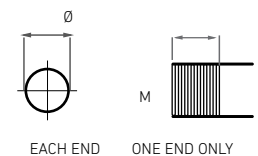
Female Thread



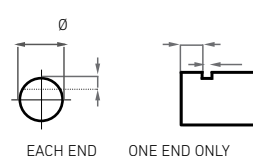
Flats



Male Thread



Slots



Sprockets & Pulleys

	SP6 Acetal		SP10 Acetal
	Z11 Nylon Single Row		Z14S Nylon Single Row
	Z14D Nylon Double Row		ZM14D Steel Double Row
	ZMW14D Weld In Double Row		Mini-V
	Tooth Belt Pulley		Band Pulley
Fixed Drive		Loose Drive (Accumulation)	



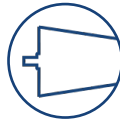
Scan to configure your own roller!

CONVEYOR ROLLERS

202 - Ø20mm Gravity Conveyor Roller

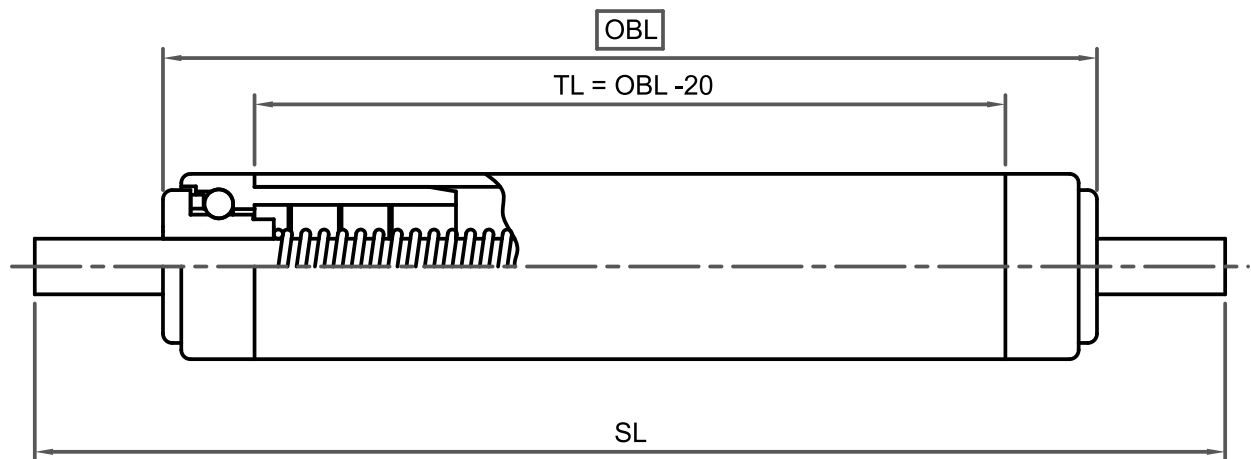
Technical Data

Tube Materials	Ø20 x 1.5mm Aluminium Ø19 x 1.2mm Stainless Steel
Bearing Type	Grey polypropylene inner and outer race with stainless steel caged balls
Shaft Sizes	Ø6mm or Ø8mm
Shaft Materials	Mild Steel, Zinc Plated or Stainless Steel
Shaft Type	Spring Loaded, Fixed or Loose
Shaft Options	Female Threads, Male Threads, Flats, Circlip Grooves, Cross Drills, Slots



Dimensions

OBL = Over Bearing Length, length of rollers measured from outside of bearings
 TL = Tube Length or face width of the tube only excluding bearing housing
 SL = Shaft Length



Load Ratings - KG (minimum applies)

Roller Length (mm)	Tube Material			Shaft	
	Dynopipe	Aluminium	Stainless Steel	Ø6mm	Ø8mm
100	9	9	9	9	9
200	5	9	9	9	9
300	2	9	9	9	9
400	1	9	9	2	9
500		8	9	1	9
600		5	9		9
700		3	9		9
800		2	6		
900		1	4		
1000		1	3		
1100		1	2		
1200			1		

* Shaded sizes not recommended

* For central point load, reduce rating by 1/3

Scan to configure



CONVEYOR ROLLERS

252 - Ø25mm Gravity Conveyor Roller

Technical Data

Tube Materials	Ø25.4 x 1.5mm Galvanised Steel Ø25.4 x 1.5mm Stainless Steel Ø25 x 1.4mm Dynopipe (PVC)
Bearing Type	Red/black acetal inner and outer race with stainless steel balls
Shaft Sizes	Ø8mm
Shaft Materials	Mild Steel, Zinc Plated or Stainless Steel
Shaft Type	Spring Loaded, Fixed or Loose
Shaft Options	Female Threads, Male Threads, Flats, Circlip Grooves, Cross Drills, Slots

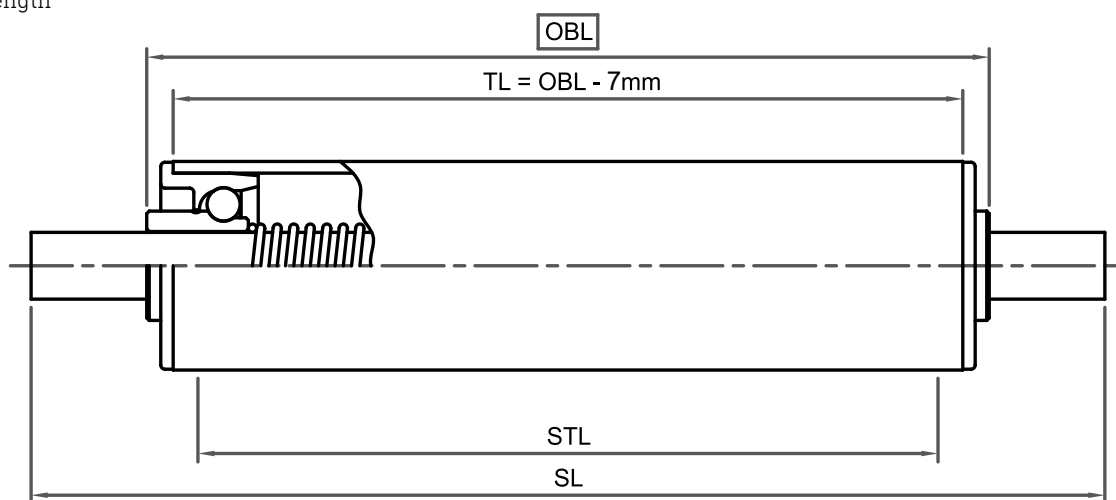


Dimensions

OBL = Over Bearing Length, length of rollers measured from outside of bearings

TL = Tube Length, width of the tube only excluding bearing housing

SL = Shaft Length



Load Ratings - KG (minimum applies)

Roller Length (mm)	Tube Material		Shaft
	Dynopipe	Galvanised or Stainless Steel	Ø8mm
100	15	15	15
200	8	15	15
300	4	15	15
400	1	15	15
500		15	15
600		12	15
700		10	15
800		8	
900		6	
1000		4	
1100		3	
1200		2	

* Shaded sizes not recommended

* For central point load, reduce rating by 1/3

Scan to configure

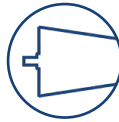


CONVEYOR ROLLERS

302 - Ø30mm Gravity Conveyor Roller

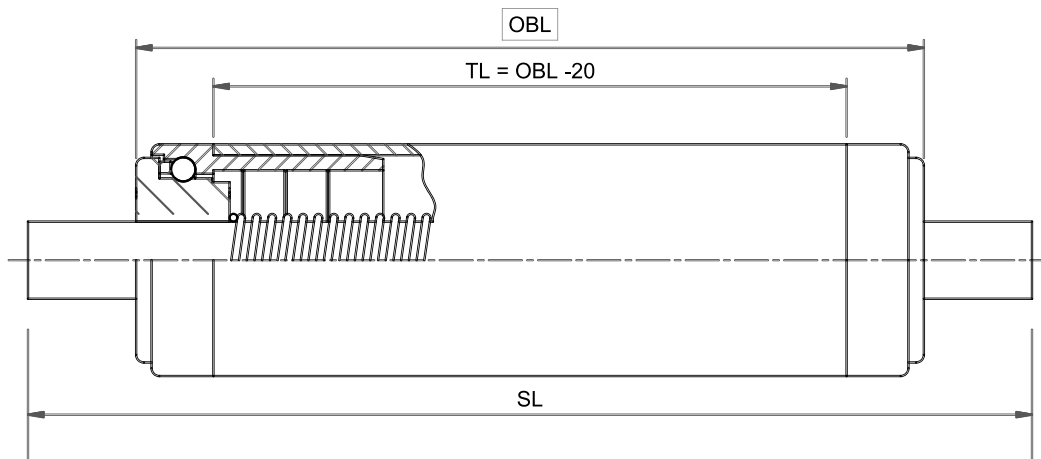
Technical Data

Tube Materials	Ø30 x 1.6mm Aluminium Ø30 x 1.75mm Dynopipe
Bearing Type	Thermoplastic inner and outer race with stainless steel balls
Shaft Sizes	Ø6mm, Ø8mm or Ø10mm
Shaft Materials	Mild Steel, Zinc Plated or Stainless Steel
Shaft Type	Spring Loaded, Fixed or Loose
Shaft Options	Female Threads, Male Threads, Flats, Circlip Grooves, Cross Drills, Slots



Dimensions

OBL = Over Bearing Length, length of rollers measured from outside of bearings
 TL = Tube Length or face width of the tube only excluding bearing housing
 SL = Shaft Length



Load Ratings - KG (minimum applies)

Roller Length (mm)	Tube Material		Shaft		
	Dynopipe	Aluminium	Ø6mm	Ø8mm	Ø10mm
100	14	14	30	30	30
200	14	14	30	30	30
300	8	14	30	30	30
400	5	12	25	30	30
500	2	6	20	30	30
600		3	15	30	30
700			10	30	30
800				25	30
900				20	30
1000				10	30
1100					30
1200					30

* Shaded sizes not recommended

* For central point load, reduce rating by 1/3

Scan to configure



CONVEYOR ROLLERS

322 - Ø32mm Gravity Conveyor Roller

Technical Data

Tube Materials	Ø32 x 1.6mm Galvanised Steel Ø31.8 x 1.5mm Stainless Steel
Bearing Type	Thermoplastic inner and outer race with stainless steel balls
Shaft Sizes	Ø6mm, Ø8mm or Ø10mm
Shaft Materials	Mild Steel, Zinc Plated or Stainless Steel
Shaft Type	Spring Loaded, Fixed or Loose
Shaft Options	Female Threads, Male Threads, Flats, Circlip Grooves, Cross Drills, Slots

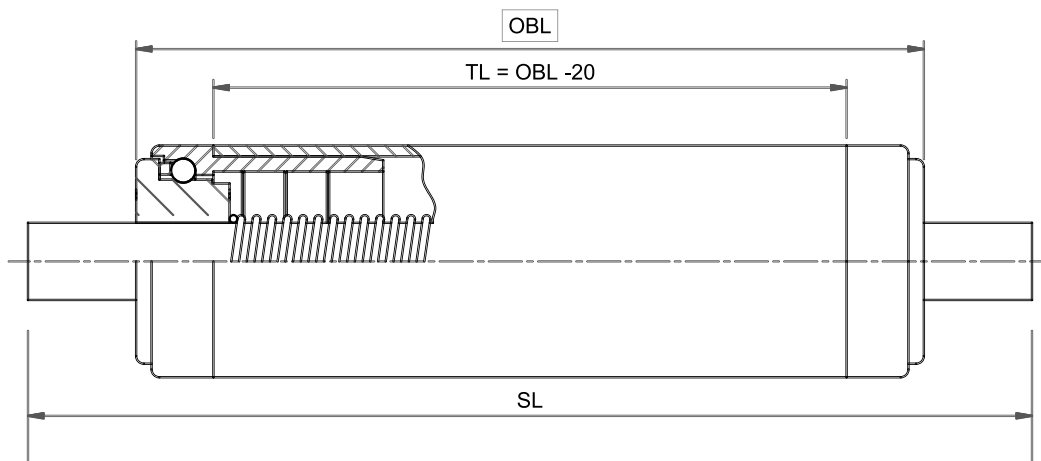


Dimensions

OBL = Over Bearing Length, length of rollers measured from outside of bearings

TL = Tube Length or face width of the tube only excluding bearing housing

SL = Shaft Length



Load Ratings - KG (minimum applies)

Roller Length (mm)	Tube Material		Shaft		
	Stainless Steel	Galvanised Steel	Ø6mm	Ø8mm	Ø10mm
100	14	14	30	30	30
200	14	14	20	30	30
300	14	14	10	30	30
400	14	14	2	25	30
500	14	14	1	20	30
600	14	14		15	30
700	14	14		10	30
800	14	14			25
900	10	10			20
1000	8	8			10
1100	6	6			
1200	4	4			

* Shaded sizes not recommended

* For central point load, reduce rating by 1/3

Scan to configure



CONVEYOR ROLLERS

382 - Ø38mm Gravity Conveyor Roller

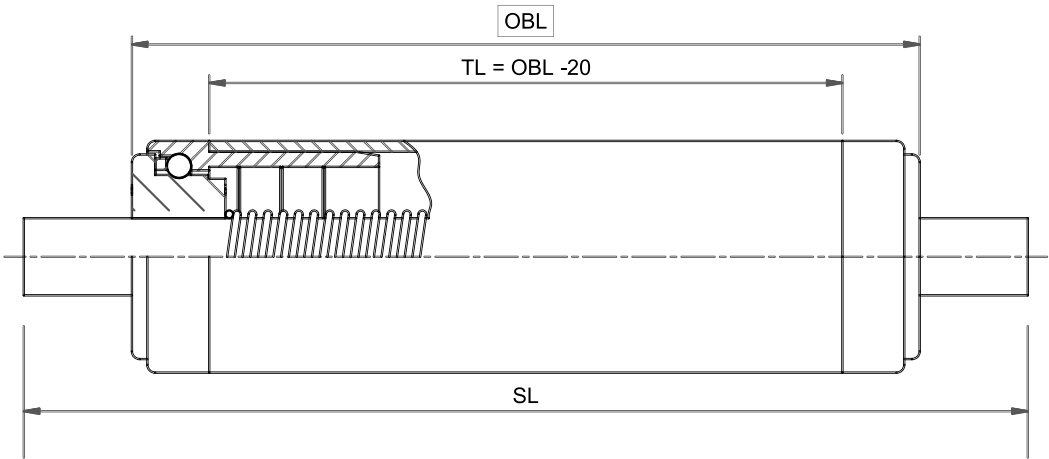
Technical Data

Tube Materials	Ø38 x 1.6mm Galvanised Steel Ø38 x 1.5mm Stainless Steel
Bearing Type	Thermoplastic inner and outer race with stainless steel balls
Shaft Sizes	Ø8mm or Ø10mm
Shaft Materials	Mild Steel, Zinc Plated or Stainless Steel
Shaft Type	Spring Loaded, Fixed or Loose
Shaft Options	Female Threads, Male Threads, Flats, Circlip Grooves, Cross Drills, Slots



Dimensions

OBL = Over Bearing Length, length of rollers measured from outside of bearings
TL = Tube Length or face width of the tube only excluding bearing housing
SL = Shaft Length



Load Ratings - KG (minimum applies)

Roller Length (mm)	Tube Material		Shaft		
	Stainless Steel	Galvanised Steel	Ø6mm	Ø8mm	Ø10mm
100	14	14	30	30	30
200	14	14	20	30	30
300	14	14	10	30	30
400	14	14	2	25	30
500	14	14	1	20	30
600	14	14		15	30
700	14	14		10	30
800	14	14			25
900	10	10			20
1000	8	8			10
1100	6	6			
1200	4	4			

* Shaded sizes not recommended
* For central point load, reduce rating by 1/3

Scan to configure



CONVEYOR ROLLERS

383C - Ø38mm Gravity Conveyor Roller

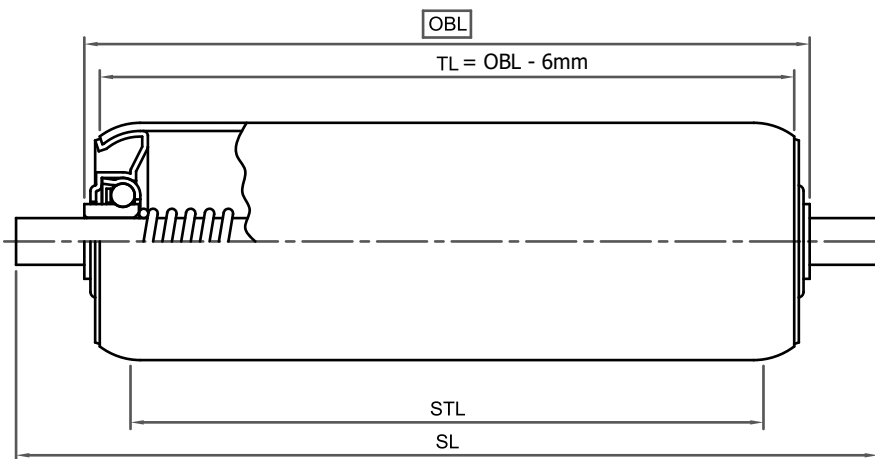
Technical Data

Tube Materials	Ø38 x 1.6mm Galvanised Steel
Bearing Type	Zinc plated steel ball bearing housing with caged balls under plastic cover
Shaft Sizes	Ø8mm or Ø10mm
Shaft Materials	Mild Steel, Zinc Plated, Stainless Steel
Shaft Type	Spring Loaded, Fixed or Loose
Shaft Options	Female Threads, Male Threads, Flats, Circlip Grooves, Cross Drills, Slots



Dimensions

OBL = Over Bearing Length, length of rollers measured from outside of bearings
 TL = Tube Length or face width of the tube only excluding bearing housing
 SL = Shaft Length



Load Ratings - KG (minimum applies)

Roller Length (mm)	Tube Material Galvanised Steel	Shaft			
		Spring Loaded		Fixed	
		Ø8mm	Ø10mm	Ø8mm	Ø10mm
100	100	100	100	100	100
200	100	80	100	80	100
300	100	40	90	80	100
400	100	30	80	80	100
500	80	20	70	80	100
600	60	15	60	80	100
700	40	10	50	80	100
800	30	5	40	70	100
900	25		30	60	100
1000	18		20	50	100
1100	16		10	40	80
1200	10		5	30	50

* Shaded sizes not recommended
 * For central point load, reduce rating by 1/3

Scan to configure



385 - Ø38mm Precision Conveyor Roller

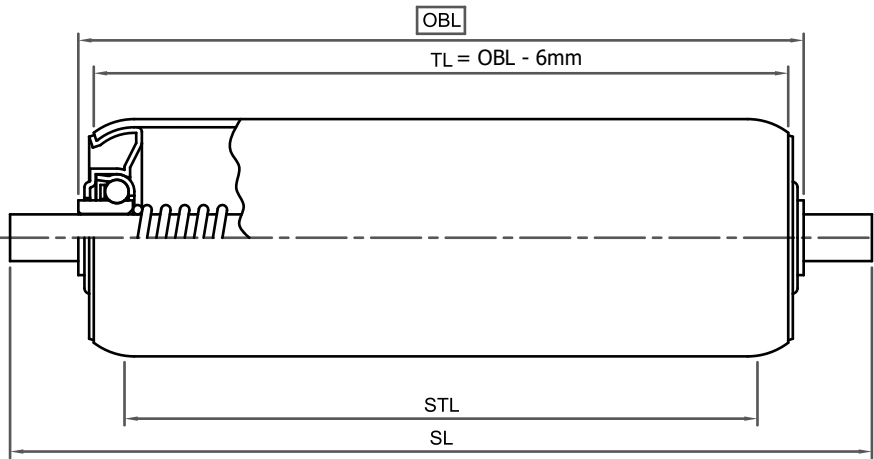
Technical Data

Tube Materials	Ø38 x 1.6mm Galvanised Steel Ø38 x 1.5mm Stainless Steel
Bearing Type	Precision bearing with zinc plated or stainless steel housing and zinc plated steel bush.
Shaft Sizes	Ø8mm, Ø10mm, 11mm Hex or Ø12mm
Shaft Materials	Mild Steel, Zinc Plated, Stainless Steel or Aluminium (11mm Hex only)
Shaft Type	Spring Loaded, Fixed or Loose
Shaft Options	Female Threads, Male Threads, Flats, Circlip Grooves, Cross Drills, Slots



Dimensions

OBL = Over Bearing Length, length of rollers measured from outside of bearings
TL = Tube Length or face width of the tube only excluding bearing housing
SL = Shaft Length



Load Ratings - KG (minimum applies)

Roller Length (mm)	Tube Material Galvanised Steel	Shaft			
		Spring Loaded		Fixed	
		Ø8mm	Ø10mm	Ø8mm	Ø10mm
100	100	100	100	100	100
200	100	80	100	80	100
300	100	40	90	80	100
400	100	30	80	80	100
500	80	20	70	80	100
600	60	15	60	80	100
700	40	10	50	80	100
800	30	5	40	70	100
900	25		30	60	100
1000	18		20	50	100
1100	16		10	40	80
1200	10		5	30	50

* Shaded sizes not recommended
* For central point load, reduce rating by 1/3

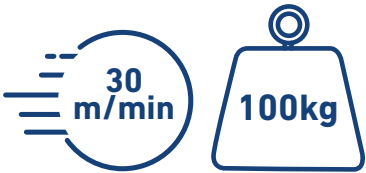
Scan to configure



387- Ø38mm Precision Conveyor Roller

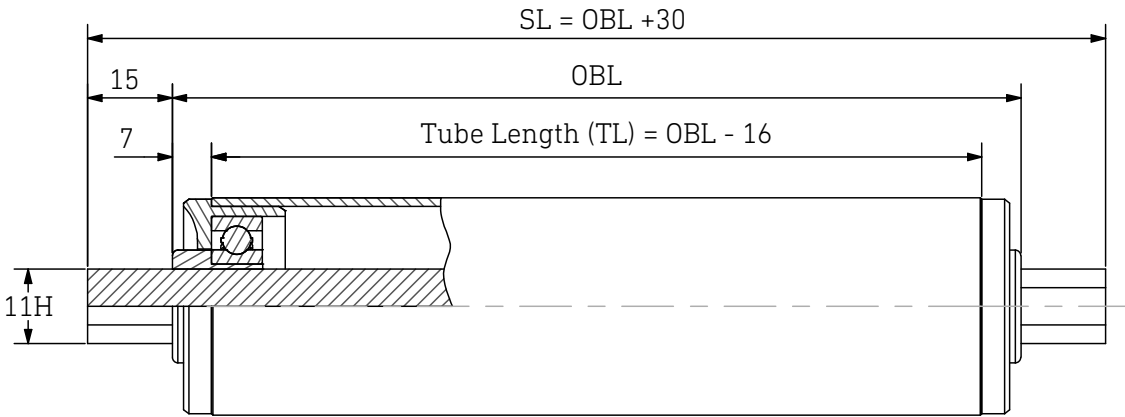
Technical Data

Tube Materials	Ø38 x 1.6mm Galvanised Steel Ø38 x 1.5mm Stainless Steel
Bearing Type	Precision in black polyprop housing with bush
Shaft Sizes	Ø8mm, Ø10mm, 11mm Hex or Ø12mm
Shaft Materials	Mild Steel, Zinc Plated, Stainless Steel or Aluminium (11mm Hex only)
Shaft Type	Spring Loaded, Fixed or Loose
Shaft Options	Female Threads, Male Threads, Flats, Circlip Grooves, Cross Drills, Slots



Dimensions

OBL = Over Bearing Length, length of rollers measured from outside of bearings
TL = Tube Length or face width of the tube only excluding bearing housing
SL = Shaft Length



Load Ratings - KG (minimum applies)

Roller Length (mm)	Tube Material Galvanised Steel	Shaft			
		Spring Loaded		Fixed	
		Ø8mm	Ø10mm	Ø8mm	Ø10mm
100	100	100	100	100	100
200	100	80	100	80	100
300	100	40	90	80	100
400	100	30	80	80	100
500	80	20	70	80	100
600	60	15	60	80	100
700	40	10	50	80	100
800	30	5	40	70	100
900	25		30	60	100
1000	18		20	50	100
1100	16		10	40	80
1200	10		5	30	50

* Shaded sizes not recommended
* For central point load, reduce rating by 1/3

Scan to configure



CONVEYOR ROLLERS

420 - Ø42mm Conveyor Roller

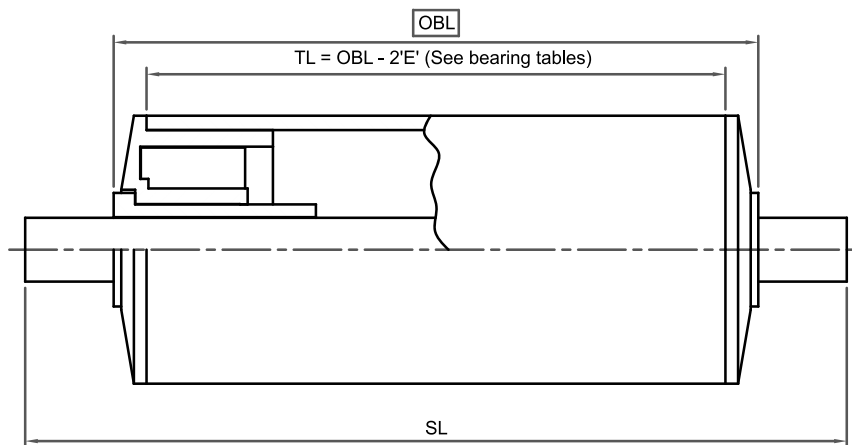
Technical Data

Tube Materials	Ø42 x 2.5mm PVC
Bearing Type	Bushed Endcap - White ABS housing and white acetal bush (blind option for Ø8mm and Ø9.5mm bushes)
Shaft Sizes	Ø6mm, Ø8mm, Ø9.5mm, Ø10mm or Ø12mm
Shaft Materials	Mild Steel, Zinc Plated or Stainless Steel
Shaft Type	Spring Loaded, Fixed or Loose
Shaft Options	Female Threads, Male Threads, Flats, Circlip Grooves, Cross Drills, Slots



Dimensions

OBL = Over Bearing Length, length of rollers measured from outside of bearings
 TL = Tube Length or face width of the tube only excluding bearing housing
 SL = Shaft Length



Load Ratings - KG (minimum applies)

Roller Length (mm)	Tube Material	Shaft			
		Ø6mm	Ø8mm	Ø10mm	Ø12mm
100	30	30	30	30	30
200	30	20	30	30	30
300	20	10	30	30	30
400	12	2	25	30	30
500	6	1	20	30	30
600	3		15	30	30
700			10	30	30
800				25	30
900				20	30
1000				10	30
1100					30
1200					30

* Shaded sizes not recommended
 * For central point load, reduce rating by 1/3

Scan to configure



Note - Standard pipe will have writing on it

CONVEYOR ROLLERS

480 - Ø48mm Conveyor Roller

Technical Data

Tube Materials	Ø48 x 2.5mm White Dynopipe
Bearing Type	Bushed Endcap - White ABS housing and white acetal bush (blind option for Ø8mm and Ø9.5mm bushes)
Shaft Sizes	Ø6mm, Ø8mm, Ø9.5mm, Ø10mm or Ø12mm
Shaft Materials	Mild Steel, Zinc Plated or Stainless Steel
Shaft Type	Spring Loaded, Fixed or Loose
Shaft Options	Female Threads, Male Threads, Flats, Circlip Grooves, Cross Drills, Slots

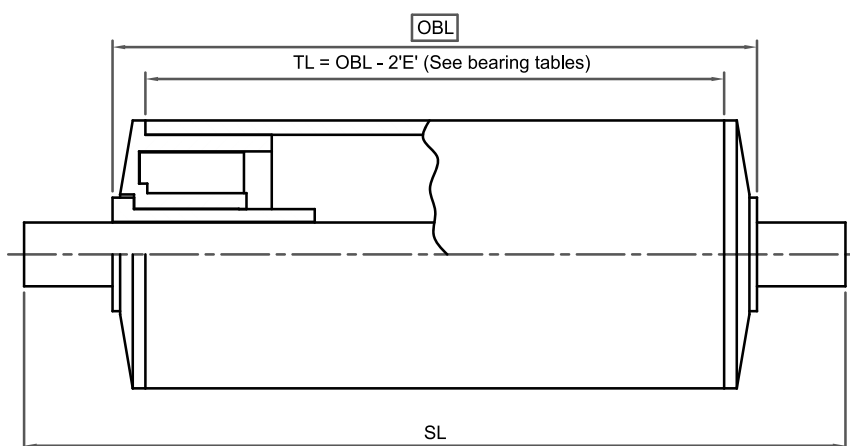


Dimensions

OBL = Over Bearing Length, length of rollers measured from outside of bearings

TL = Tube Length or face width of the tube only excluding bearing housing

SL = Shaft Length



Load Ratings - KG (minimum applies)

Roller Length (mm)	Tube Material Dynopipe	Shaft			
		Ø6mm	Ø8mm	Ø10mm	Ø12mm
100	30	30	30	30	30
200	30	20	30	30	30
300	30	10	30	30	30
400	28	2	25	30	30
500	16	1	20	30	30
600	12		15	30	30
700	5		10	30	30
800	3			25	30
900	2			20	30
1000	1			10	30
1100					30
1200					30

* Shaded sizes not recommended

* For central point load, reduce rating by 1/3

Scan to configure

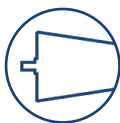
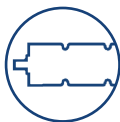


CONVEYOR ROLLERS

482 - Ø48mm Gravity Conveyor Roller

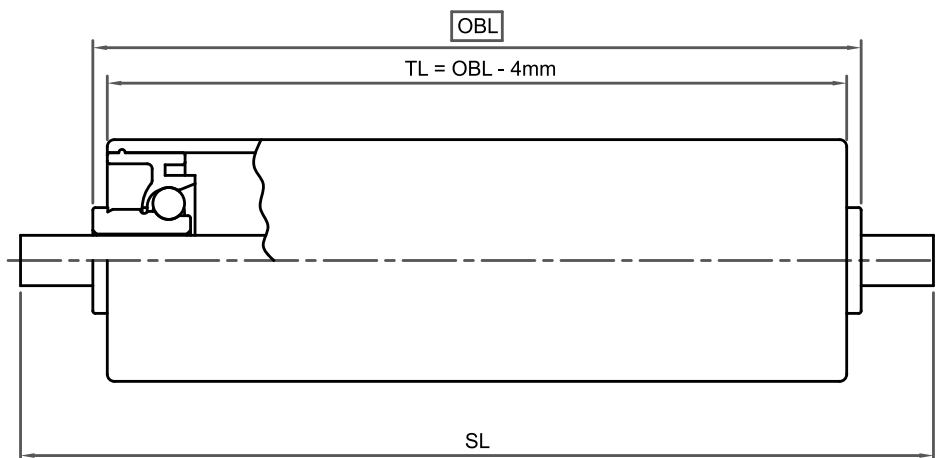
Technical Data

Tube Materials	Ø48 x 2.5mm White Dynopipe
Bearing Type	White acetal race with stainless steel or plastic balls
Bearing Options	Sealed (SE) or Greased (G) <i>Always greased when driven / grooved</i>
Shaft Sizes	Ø8mm, Ø10mm, 11mm Hex, Ø12mm or Ali Q
Shaft Materials	Mild Steel, Zinc Plated, Stainless Steel or Aluminium (11mm hex and Q only)
Shaft Type	Spring Loaded, Fixed or Loose
Shaft Options	Female Threads, Male Threads, Flats, Circlip Grooves, Cross Drills, Slots



Dimensions

OBL = Over Bearing Length, length of rollers measured from outside of bearings
 TL = Tube Length or face width of the tube only excluding bearing housing
 SL = Shaft Length



Load Ratings - KG (minimum applies)

Roller Length (mm)	Tube Material Dynopipe	Shaft		
		Aluminium Q	Ø10mm	Ø12mm
100	30	30	30	30
200	30	30	30	30
300	30	25	30	30
400	28	20	30	30
500	16	16	30	30
600	12	10	30	30
700	5		30	30
800	3		25	30
900	2		20	30
1000	1		10	30
1100				30
1200				30

* Shaded sizes not recommended

* For central point load, reduce rating by 1/3

Scan to configure



Refer to page 38 for tapered option

CONVEYOR ROLLERS

503C - Ø50mm Gravity Conveyor Roller

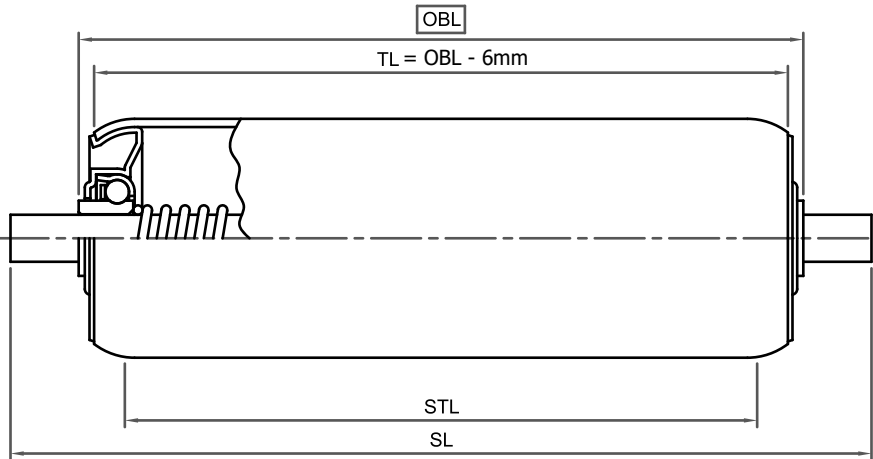
Technical Data

Tube Materials	Ø50 x 1.5mm Galvanised Steel Ø50 x 1.5mm Stainless Steel
Bearing Type	Zinc plated housing with caged steel balls
Shaft Sizes	Ø8mm, Ø10mm, 11mm Hex or Ø12mm
Shaft Materials	Mild Steel, Zinc Plated, Stainless Steel or Aluminium (11mm Hex only)
Shaft Type	Spring Loaded, Fixed or Loose
Shaft Options	Female Threads, Male Threads, Flats, Circlip Grooves, Cross Drills, Slots



Dimensions

OBL = Over Bearing Length, length of rollers measured from outside of bearings
TL = Tube Length or face width of the tube only excluding bearing housing
SL = Shaft Length
STL = Straight Tube Length



Load Ratings - KG (minimum applies)

Roller Length (mm)	Tube Material Galvanised Steel	Shaft					
		Spring Loaded			Fixed		
		Ø8mm	Ø10mm	11H	Ø8mm	Ø10mm	11H
100	100	100	100	100	100	100	100
200	100	80	100	100	80	100	100
300	100	40	90	90	80	100	100
400	100	30	80	70	80	100	100
500	100	20	70	65	80	100	100
600	100	15	60	60	80	100	100
700	75	10	50	55	80	100	100
800	60	5	40	50	70	100	100
900	40		30	45	60	100	100
1000	30		20	40	50	100	100
1100	20		10	35	40	80	100
1200	10		5	30	30	50	100

* Shaded sizes not recommended
* For central point load, reduce rating by 1/3

Scan to configure

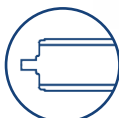
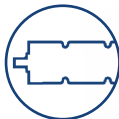
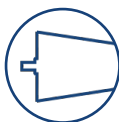


CONVEYOR ROLLERS

505 - Ø50mm Precision Conveyor Roller

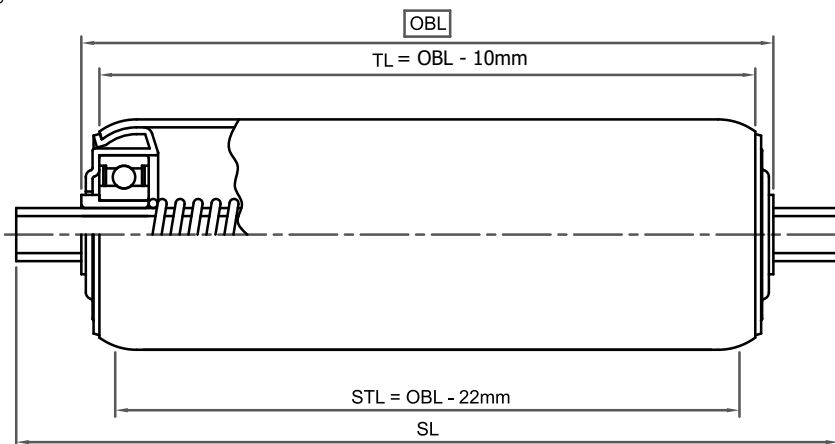
Technical Data

Tube Materials	Ø50 x 1.5mm Galvanised Steel Ø50 x 1.5mm Stainless Steel
Bearing Type	Precision bearing with zinc plated steel housing and bush.
Shaft Sizes	Ø8mm, Ø10mm, 11mm Hex or Ø12mm
Shaft Materials	Mild Steel, Zinc Plated, Stainless Steel or Aluminium (11mm Hex only)
Shaft Type	Spring Loaded, Fixed or Loose
Shaft Options	Female Threads, Male Threads, Flats, Circlip Grooves, Cross Drills, Slots



Dimensions

OBL = Over Bearing Length, length of rollers measured from outside of bearings
 TL = Tube Length or face width of the tube only excluding bearing housing
 SL = Shaft Length
 STL = Straight Tube Length



Load Ratings - KG (minimum applies)

Roller Length (mm)	Tube Material Galvanised Steel	Shaft					
		Spring Loaded			Fixed		
		Ø8mm	Ø10mm	11H	Ø8mm	Ø10mm	11H
100	180	100	180	180	100	180	180
200	180	80	120	180	80	160	180
300	180	40	90	160	80	160	180
400	170	30	80	80	80	160	180
500	160	20	70	70	80	160	180
600	120	15	60	65	80	160	180
700	80	10	50	60	80	160	180
800	60	5	40	55	80	160	180
900	45		30	50	80	160	180
1000	35		20	45	80	160	180
1100	25		10	40	80	160	180
1200	20		5	35	80	160	180

* Shaded sizes not recommended

* For central point load, reduce rating by 1/3

Scan to configure


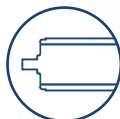
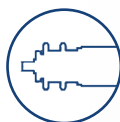


CONVEYOR ROLLERS

505HD - Ø50mm Precision Conveyor Roller

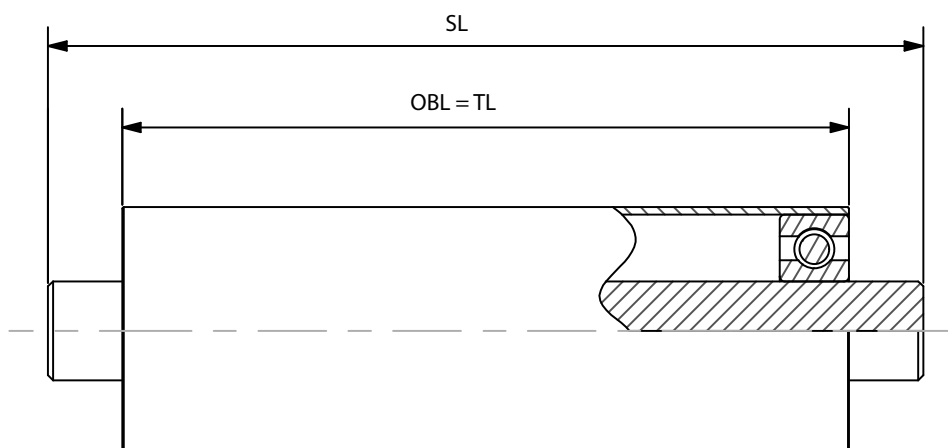
Technical Data

Tube Materials	Ø50 x 1.5mm Galvanised Steel Ø50 x 1.5mm Stainless Steel
Bearing Type	6204 RS Precision Bearing
Shaft Sizes	Ø16mm or Ø20mm
Shaft Materials	Mild Steel, Zinc Plated or Stainless Steel
Shaft Type	Spring Loaded, Fixed or Loose
Shaft Options	Female Threads, Male Threads, Flats, Circlip Grooves, Cross Drills or Slots



Dimensions

OBL = Over Bearing Length, length of rollers measured from outside of bearings
 TL = Tube Length or face width of the tube only excluding bearing housing
 SL = Shaft Length



Load Ratings - KG (minimum applies)

Roller Length (mm)	Tube Material		Shaft			
	Galvanised Steel	Stainless Steel	Spring Loaded		Fixed	
			Ø16	Ø20	Ø16	Ø20
100	280	280	350	350	350	350
200	220	220	350	350	350	350
300	180	180	350	350	350	350
400	170	180	350	350	350	350
500	160	170	350	350	350	350
600	120	160	350	350	350	350
700	80	120	350	350	350	350
800	60	80	350	350	350	350
900	45	60	350	350	350	350
1000	35	50	320	350	350	350
1100	25	40	300	350	350	350
1200	20	30	260	350	350	350

* Shaded sizes not recommended
 * For central point load, reduce rating by 1/3

Scan to configure



CONVEYOR ROLLERS

507- Ø50mm Precision Conveyor Roller

Technical Data

Tube Materials	Ø50 x 1.5mm Galvanised Steel Ø50 x 1.5mm Stainless Steel Ø50 x 2.7mm Dynopipe
Bearing Type	Precision bearing in black polyprop housing with labyrinth seal
Bearing Options	- Steel Precision Bearing (507) - Stainless Steel Precision Bearing (507SS) - Blind Bearing Housing with BP12 Blind Pin (507B) - Grey Bearing Housing for Dynopipe (507P)
Shaft Sizes	Ø8mm, Ø10mm, Ali Q, 11mm Hex, Ø12mm
Shaft Materials	Mild Steel, Stainless Steel, Zinc Plated or Aluminium (Q or 11mm Hex only)
Shaft Types	Spring Loaded, Fixed or Loose
Shaft Options	Female Threads, Male Threads, Flats, Circlip Grooves, Cross Drills, Slots

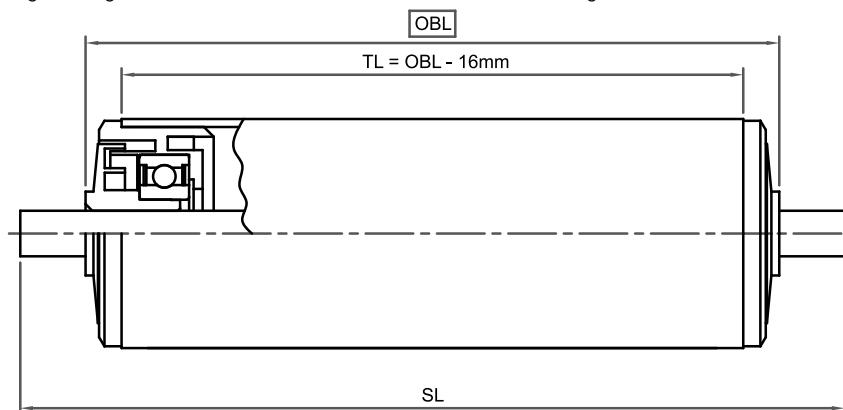


Dimensions

OBL = Over Bearing Length, length of rollers measured from outside of bearings

SL = Shaft Length

TL = Tube Length



Load Ratings - kg (minimum applies)

Roller Length (mm)	Tube Material				Shaft					
	Dynopipe	Aluminium	Galv.	S/S	Spring Loaded			Fixed		
					Ø8	Ø10	11H,Ø12	Ø8	Ø10	11H,Ø12
100	40	80	180	180	100	180	180	100	180	180
200	30	60	180	180	80	120	180	80	160	180
300	30	60	180	180	40	90	160	80	160	180
400	28	50	170	180	30	80	80	80	160	180
500	16	40	160	170	20	70	70	80	160	180
600	12	30	120	160	15	60	65	80	160	180
700	5	25	80	120	10	50	60	80	160	180
800	3	20	60	80	5	40	55	80	160	180
900	2	10	45	60		30	50	80	160	180
1000	1	6	35	50		20	45	80	160	180
1100		4	25	40		10	40	80	160	180
1200		2	20	30		5	35	80	160	180

* Shaded sizes not recommended


For central point load, reduce rating by 1/3

CONVEYOR ROLLERS

510 - Ø50.8mm Conveyor Roller

Technical Data

Tube Materials	Ø50.8 x 1.6mm Galvanised Steel Ø50.8 x 1.5mm Stainless Steel
Bearing Type	Bushed Endcap - White ABS housing and white acetal bush (blind option for Ø8mm and Ø9.5mm bushes)
Shaft Sizes	Ø6mm, Ø8mm, Ø9.5mm, Ø10mm or Ø12mm
Shaft Materials	Mild Steel, Zinc Plated or Stainless Steel
Shaft Type	Spring Loaded, Fixed or Loose
Shaft Options	Female Threads, Male Threads, Flats, Circlip Grooves, Cross Drills or Slots

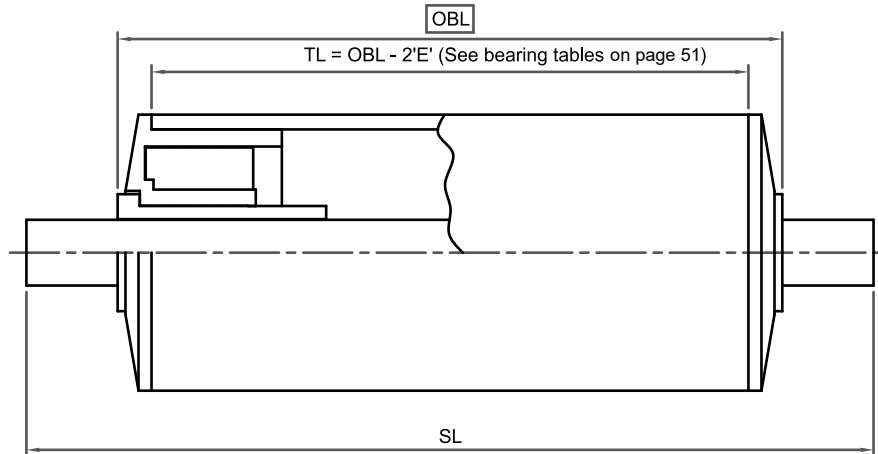


Dimensions

OBL = Over Bearing Length, length of rollers measured from outside of bearings

TL = Tube Length or face width of the tube only excluding bearing housing

SL = Shaft Length



Load Ratings - KG (minimum applies)

Roller Length (mm)	Tube Material S/S or Galv.	Shaft			
		Ø6mm	Ø8mm	Ø10mm	Ø12mm
100	35	30	35	35	35
200	35	20	35	35	35
300	35	10	30	35	35
400	35	2	25	35	35
500	35	1	20	35	35
600	35		15	35	35
700	35		10	30	35
800	35			25	35
900	35			20	35
1000	35			10	35
1100	35				35
1200	35				35

* Shaded sizes not recommended

* For central point load, reduce rating by 1/3

Scan to configure



CONVEYOR ROLLERS

512- Ø50.8mm Gravity Conveyor Roller

Technical Data

Tube Materials	Ø50.8 x 1.6mm Galvanised Steel Ø50.8 x 1.5mm Stainless Steel
Bearing Type	Red acetal ball bearing with stainless steel balls
Bearing Options	Greased (G) or Sealed (SE) <i>Always greased when driven / grooved</i>
Shaft Sizes	Ø10mm, Ali Q, 11mm hex or Ø12mm
Shaft Materials	Mild Steel, Zinc Plated, Stainless Steel or Aluminium (Q and 11mm Hex only)
Shaft Type	Spring Loaded, Fixed or Loose
Shaft Options	Female Threads, Male Threads, Flats, Circlip Grooves, Cross Drills, Slots

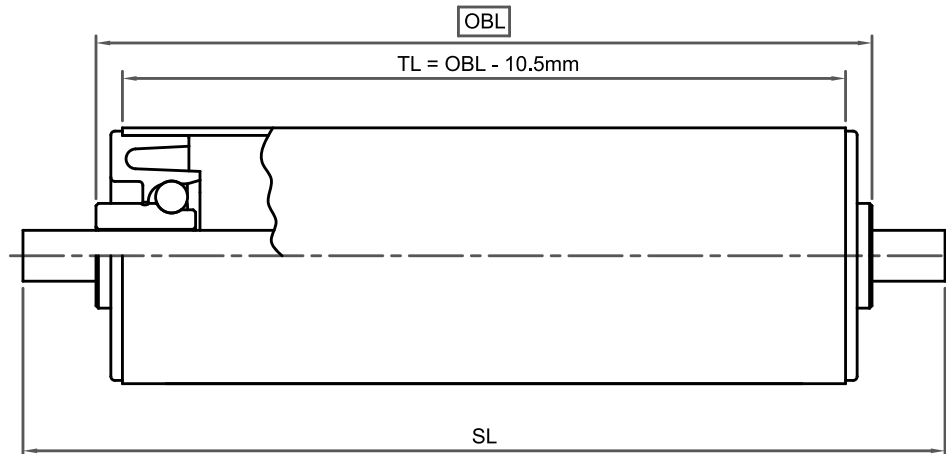


Dimensions

OBL = Over Bearing Length, length of rollers measured from outside of bearings

TL = Tube Length or face width of the tube only excluding bearing housing

SL = Shaft Length



Load Ratings - KG (minimum applies)

Roller Length (mm)	Tube Material		Shaft		
	Aluminium	S/S or Galv.	Aluminium Q	Ø10mm	Ø12mm
100	40	40	30	40	40
200	40	40	30	40	40
300	40	40	25	40	40
400	40	40	20	40	40
500	40	40	16	40	40
600	30	40	10	35	40
700	25	40	5	30	40
800	20	40	2	25	40
900	10	35	1	20	40
1000	6	25		10	40
1100	4	20			40
1200	2	15			40

* Shaded sizes not recommended

* For central point load, reduce rating by 1/3

Scan to configure

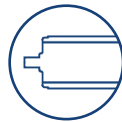


CONVEYOR ROLLERS

600 - Ø60mm Conveyor Roller

Technical Data

Tube Materials	Ø60 x 2.8mm PVC
Bearing Type	Bushed Endcap - White ABS housing and white acetal bush (up to Ø10mm), black nylon bush (over Ø10mm). Blind option for Ø8mm and Ø9.5mm bushes
Shaft Sizes	Ø6mm, Ø8mm, Ø9.5mm, Ø10mm or Ø12mm
Shaft Materials	Mild Steel, Zinc Plated or Stainless Steel
Shaft Type	Spring Loaded, Fixed or Loose
Shaft Options	Female Threads, Male Threads, Flats, Circlip Grooves, Cross Drills or Slots

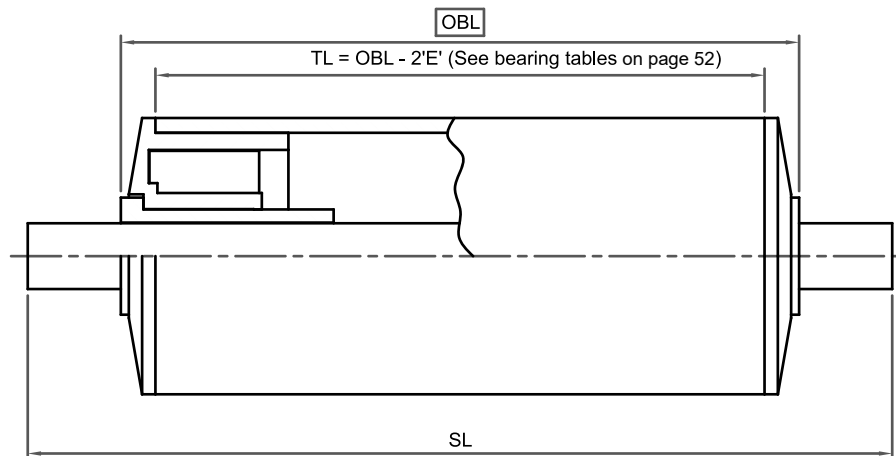


Dimensions

OBL = Over Bearing Length, length of rollers measured from outside of bearings

TL = Tube Length or face width of the tube only excluding bearing housing

SL = Shaft Length



Load Ratings - KG (minimum applies)

Roller Length (mm)	Tube Material Plastic	Shaft			
		Ø6mm	Ø8mm	Ø10mm	Ø12mm
100	35	30	35	35	35
200	35	20	35	35	35
300	25	10	30	35	35
400	20	2	25	35	35
500	18	1	20	35	35
600	12		15	35	35
700	10		10	30	35
800	7			25	35
900	5			20	35
1000	2			10	35
1100					35
1200					35

* Shaded sizes not recommended

* For central point load, reduce rating by 1/3

Scan to configure


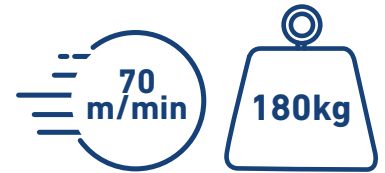
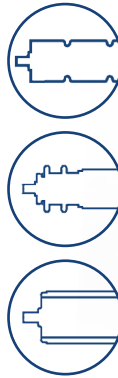


CONVEYOR ROLLERS

605 - Ø60mm Precision Conveyor Roller

Technical Data

Tube Materials	Ø60.3 x 2.3mm Galvanised Steel
Bearing Type	Precision bearing with zinc plated steel housing and bush
Shaft Sizes	Ø8mm, Ø10mm, 11mm hex or Ø12mm
Shaft Materials	Mild Steel, Zinc Plated, Stainless Steel or Aluminium (11mm hex only)
Shaft Type	Spring Loaded, Fixed or Loose
Shaft Options	Female Threads, Male Threads, Flats, Circlip Grooves, Cross Drills, Slots

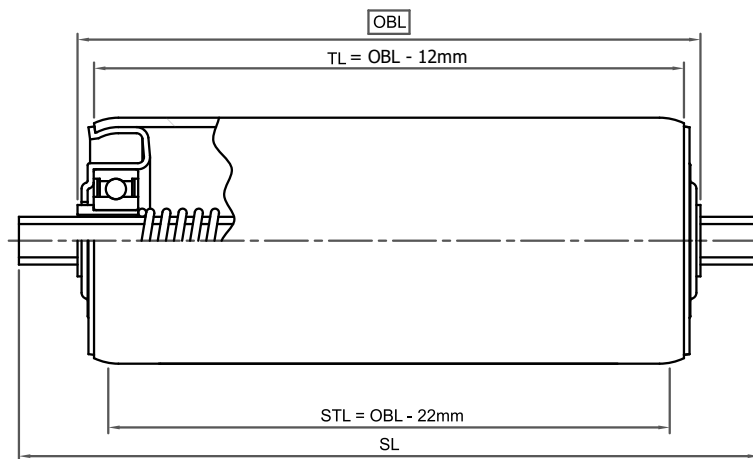


Dimensions

OBL = Over Bearing Length, length of rollers measured from outside of bearings

TL = Tube Length or face width of the tube only excluding bearing housing

SL = Shaft Length



Load Ratings - KG (minimum applies)

Roller Length (mm)	Tube Material Galv.	Shaft				
		Spring Loaded			Fixed	
		Ø8mm	Ø10mm	11H	Ø10mm	11H
100	180	100	180	180	180	180
200	180	80	120	180	160	180
300	180	40	90	160	160	180
400	180	30	80	80	160	180
500	180	20	70	70	160	180
600	180	15	60	65	160	180
700	160	10	50	60	160	180
800	140	5	40	55	160	180
900	100		30	50	160	180
1000	80		20	45	160	180
1100	60		10	40	160	180
1200	50		5	35	160	180

* Shaded sizes not recommended

* For central point load, reduce rating by 1/3

Scan to configure




CONVEYOR ROLLERS

605HD - Ø60mm Heavy Duty Conveyor Roller

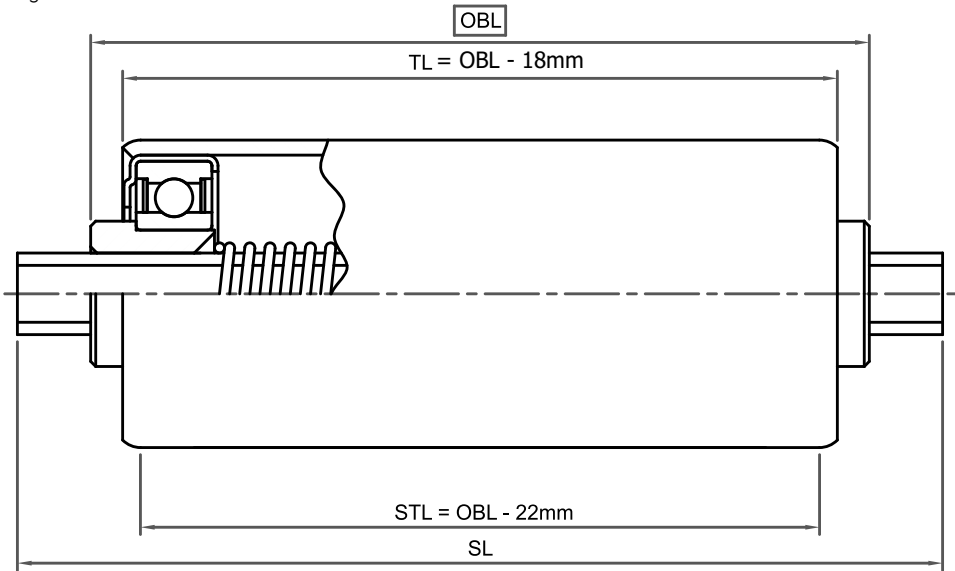
Technical Data

Tube Materials	Ø60.3 x 3.6mm Galvanised Steel
Bearing Type	Precision bearing with zinc plated steel housing and bush
Shaft Sizes	Ø16mm, 16mm hex or Ø19mm
Shaft Materials	Mild Steel, Zinc Plated or Stainless Steel
Shaft Type	Spring Loaded, Fixed or Loose
Shaft Options	Female Threads, Male Threads, Flats, Circlip Grooves, Cross Drills or Slots



Dimensions

OBL = Over Bearing Length, length of rollers measured from outside of bearings
TL = Tube Length or face width of the tube only excluding bearing housing
SL = Shaft Length
STL = Straight Tube Length



Load Ratings - KG (minimum applies)

Roller Length (mm)	Tube Material S/S or Galv.	Shaft			
		Spring Loaded		Fixed	
		16H	Ø19mm	16H	Ø19mm
100	400	400	400	400	400
200	400	400	400	400	400
300	400	400	400	400	400
400	400	400	400	400	400
600	300	280	400	400	400
800	250	200	400	400	400
1000	200	160	320	400	400
1200	160	140	260	400	400
1400	120	120	200	400	400
1600	80	100	140	400	400
1800	55	70	120	400	400
2000	40	50	100	400	400

* Shaded sizes not recommended
* For central point load, reduce rating by 1/3

Scan to configure


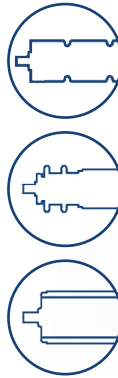


CONVEYOR ROLLERS

607 - Ø60mm Precision Conveyor Roller

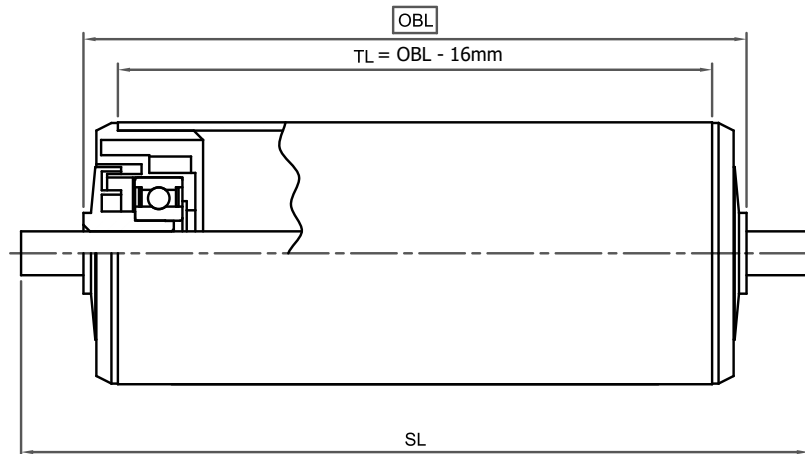
Technical Data

Tube Materials	Ø60.3 x 2.3mm Galvanised Steel Ø60.3 x 2.77mm Stainless Steel
Bearing Type	Precision bearing with black polypropylene housing and labyrinth seal
Bearing Options	Stainless Steel Precision Bearing
Shaft Sizes	Ø8mm, Ø10mm, 11mm hex or Ø12mm
Shaft Materials	Mild Steel, Zinc Plated, Stainless Steel or Aluminium (11mm hex only)
Shaft Type	Spring Loaded, Fixed or Loose
Shaft Options	Female Threads, Male Threads, Flats, Circlip Grooves, Cross Drills, Slots



Dimensions

OBL = Over Bearing Length, length of rollers measured from outside of bearings
 TL = Tube Length or face width of the tube only excluding bearing housing
 SL = Shaft Length



Load Ratings - KG (minimum applies)

Roller Length (mm)	Tube Material		Shaft					
	Galv.	S/S	Spring Loaded			Fixed		
			Ø8mm	Ø10mm	11H, Ø12	Ø8mm	Ø10mm	11H, Ø12
100	180	180	100	180	180	100	180	180
200	180	180	80	120	180	80	160	180
300	180	180	40	90	160	80	160	180
400	180	180	30	80	80	80	160	180
500	180	180	20	70	70	80	160	180
600	180	180	15	60	65	80	160	180
700	160	180	10	50	60	80	160	180
800	140	160	5	40	55	80	160	180
900	100	140		30	50	80	160	180
1000	80	100		20	45	80	160	180
1100	60	80		10	40	80	160	180
1200	50	60		5	35	80	160	180

* Shaded sizes not recommended
 * For central point load, reduce rating by 1/3

Scan to configure


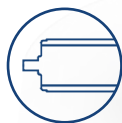
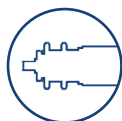


CONVEYOR ROLLERS

607HD - Ø60mm Heavy Duty Conveyor Roller

Technical Data

Tube Materials	Ø60.3 x 2.3mm Galvanised Steel (standard) Ø60.3 x 3.6mm Galvanised Steel Ø60.3 x 2.77mm Stainless Steel
Bearing Type	Precision bearing with black nylon housing and labyrinth seal.
Bearing Options	Stainless Steel Precision Bearing
Shaft Sizes	Ø12mm, Ø16mm or Ø20mm
Shaft Materials	Mild Steel, Zinc Plated or Stainless Steel
Shaft Type	Spring Loaded, Fixed or Loose
Shaft Options	Female Threads, Male Threads, Flats, Circlip Grooves, Cross Drills or Slots

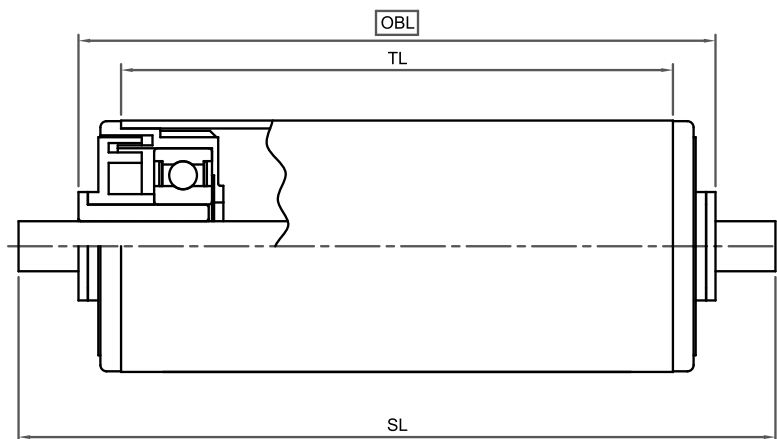


Dimensions

OBL = Over Bearing Length, length of rollers measured from outside of bearings

TL = Tube Length or face width of the tube only excluding bearing housing

SL = Shaft Length



TL = OBL - 20mm (Ø12 & Ø16mm)
= OBL - 15.5mm (Ø20mm)

Load Ratings - KG (minimum applies)

Roller Length (mm)	Tube Material		Shaft					
	2.3mm or 2.77mm Galv. or S/S	3.6mm Galv	Spring Loaded			Fixed		
			Ø12mm	Ø16mm	Ø20mm	Ø12mm	Ø16mm	Ø20mm
100	280	350	250	350	350	300	350	350
200	280	350	200	350	350	280	350	350
300	280	350	160	350	350	250	350	350
400	280	350	120	350	350	250	350	350
600	240	300	80	280	350	250	350	350
800	140	250	50	200	350	250	350	350
1000	100	200	30	160	320	250	350	350
1200	80	160	20	140	260	250	350	350
1400	60	120		120	200	250	350	350
1600	40	80		100	140	250	350	350
1800	20	55		70	120	250	350	350
2000		40		50	100	250	350	350

* Shaded sizes not recommended

* For central point load, reduce rating by 1/3

Scan to configure



CONVEYOR ROLLERS

750 - Ø75mm Conveyor Roller

Technical Data

Tube Materials	Ø75 x 3mm PVC
Bearing Type	Bushed Endcap - White ABS housing and white acetal bush (blind option for Ø8mm and Ø9.5mm bushes)
Shaft Sizes	Ø6mm, Ø8mm, Ø9.5mm, Ø10mm or Ø12mm
Shaft Materials	Mild Steel, Zinc Plated or Stainless Steel
Shaft Type	Spring Loaded, Fixed or Loose
Shaft Options	Female Threads, Male Threads, Flats, Circlip Grooves, Cross Drills, Slots

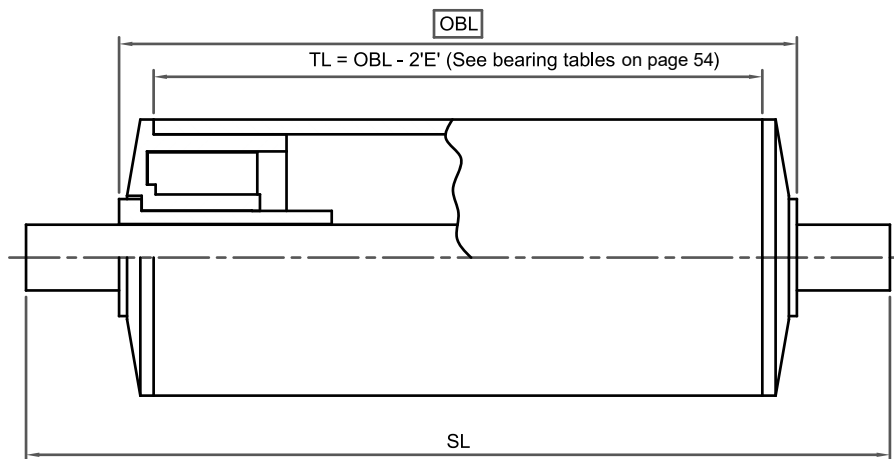


Dimensions

OBL = Over Bearing Length, length of rollers measured from outside of bearings

TL = Tube Length or face width of the tube only excluding bearing housing

SL = Shaft Length



Load Ratings - KG (minimum applies)

Roller Length (mm)	Tube Material	Shaft			
		Ø6mm	Ø8mm	Ø10mm	Ø12mm
100	40	30	40	40	40
200	40	20	35	40	40
300	40	10	30	40	40
400	40	2	25	40	40
500	35	1	20	40	40
600	30		15	35	40
700	22		10	30	40
800	15			25	40
900	10			20	40
1000	5			10	40
1100	3				40
1200	2				40

* Shaded sizes not recommended

* For central point load, reduce rating by 1/3

Scan to configure



CONVEYOR ROLLERS

755 - Ø75mm Precision Conveyor Roller

Technical Data

Tube Materials	Ø76 x 2.3mm Galvanised Steel Ø76 x 3.2mm Galvanised Steel
Bearing Type	Precision bearing with zinc plated steel housing and bush
Shaft Sizes	Ø12mm, Ø16mm or Ø19mm
Shaft Materials	Mild Steel, Zinc Plated or Stainless Steel
Shaft Type	Spring Loaded, Fixed or Loose
Shaft Options	Female Threads, Male Threads, Flats, Circlip Grooves, Cross Drills or Slots

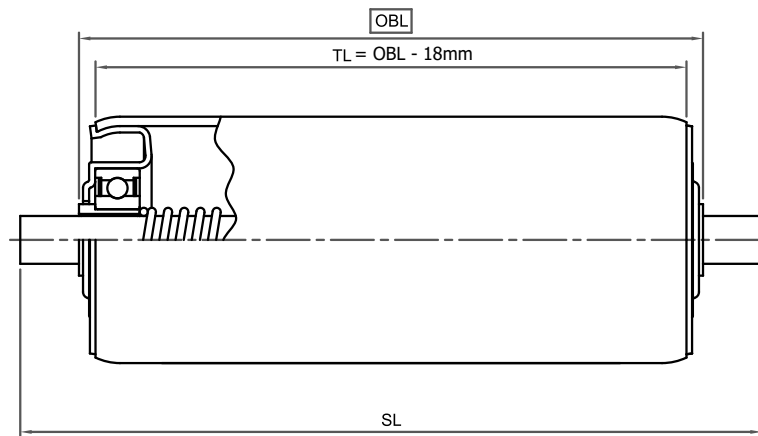


Dimensions

OBL = Over Bearing Length, length of rollers measured from outside of bearings

TL = Tube Length or face width of the tube only excluding bearing housing

SL = Shaft Length



Load Ratings - KG (minimum applies)

Roller Length (mm)	Tube Material		Shaft					
	2.3mm Galv	3.2mm Galv	Spring Loaded			Fixed		
			Ø12mm	Ø16mm	Ø19mm	Ø12mm	Ø16mm	Ø19mm
100	280	350	250	350	350	300	350	350
200	280	350	200	350	350	280	350	350
300	280	350	160	350	350	250	350	350
400	280	350	120	350	350	250	350	350
500	240	350	80	300	350	250	350	350
600	140	350	50	260	350	250	350	350
700	100	350	30	210	350	250	350	350
800	80	280	20	180	350	250	350	350
1000	60	110		140	320	250	350	350
1200	40	80		110	260	250	350	350
1400	20	70		100	240	250	350	350
1600		50		80	200	250	350	350

* Shaded sizes not recommended

* For central point load, reduce rating by 1/3

Scan to configure



CONVEYOR ROLLERS

890 - Ø89mm Conveyor Roller

Technical Data

Tube Materials	Ø89 x 3.8mm PVC
Bearing Type	White ABS reducer with either 480 or 482 bearings (blind option for Ø8mm and Ø9.5mm bushes)
Shaft Sizes	Refer to 480, 480HD or 482 rollers
Shaft Materials	Mild Steel, Zinc Plated or Stainless Steel
Shaft Type	Spring Loaded, Fixed or Loose
Shaft Options	Female Threads, Male Threads, Flats, Circlip Grooves, Cross Drills or Slots

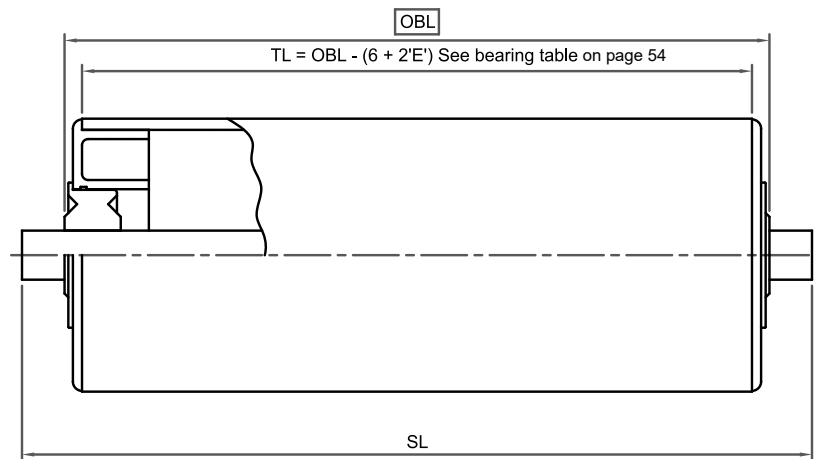


Dimensions

OBL = Over Bearing Length, length of rollers measured from outside of bearings

TL = Tube Length or face width of the tube only excluding bearing housing

SL = Shaft Length



Load Ratings - KG (minimum applies)

Roller Length	Tube Material	Shaft		
(mm)	Plastic			
100	50	See 480 page 50	See 480HD page 50	See 482 page 50
200	50			
300	50			
400	50			
500	50			
600	50			
700	40			
800	28			
900	20			
1000	12			
1100	10			
1200	5			

* Shaded sizes not recommended

* For central point load, reduce rating by 1/3

Scan to configure


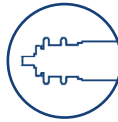


CONVEYOR ROLLERS

897 - Ø89mm Precision Conveyor Roller

Technical Data

Tube Materials	Ø89 x 3.2mm Galvanised Steel Ø89 x 3mm Stainless Steel
Bearing Type	Precision bearing (6204) in black polycarbonate housing with black polypropylene labyrinth and reducer bush
Bearing Options	Stainless Steel Precision Bearing
Shaft Sizes	Ø12mm, Ø16mm or Ø20mm
Shaft Materials	Mild Steel, Zinc Plated Mild Steel or Stainless Steel
Shaft Type	Spring Loaded, Fixed or Loose
Shaft Options	Female Threads, Male Threads, Flats, Circlip Grooves, Cross Drills or Slots

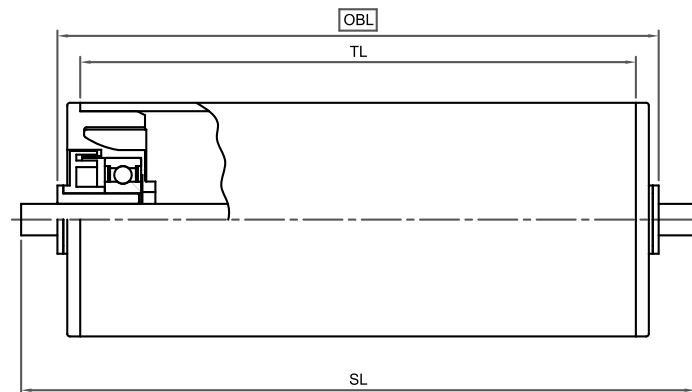


Dimensions

OBL = Over Bearing Length, length of rollers measured from outside of bearings

TL = Tube Length or face width of the tube only excluding bearing housing

SL = Shaft Length



TL = OBL - 18mm (Ø12 & Ø16mm)
= OBL - 15.5mm (Ø20mm)

Load Ratings - KG (minimum applies)

Roller Length (mm)	Tube Material			Shaft					
	Aluminium	Galv. steel	S/S	Spring Loaded			Fixed		
				Ø12mm	Ø16mm	Ø20mm	Ø12mm	Ø16mm	Ø20mm
100	350	360	360	250	360	360	350	360	360
200	350	360	360	200	360	360	325	360	360
300	350	360	360	160	360	360	325	360	360
400	350	360	360	120	360	360	325	360	360
600	250	360	360	80	280	360	325	360	360
800	150	360	360	50	200	360	325	360	360
1000	80	360	360	30	160	320	325	360	360
1200	50	360	360	20	140	260	325	360	360
1400	30	350	360		120	200	325	360	360
1600	10	300	320		100	140	325	360	360
1800	2	200	220		70	120	325	360	360
2000		130	160		50	100	325	360	360

* Shaded sizes not recommended

* For central point load, reduce rating by 1/3


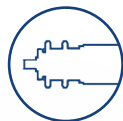
Scan to configure



1147 - Ø114mm Precision Conveyor Roller

Technical Data

Tube Materials	Ø114 x 6mm PVC Ø114 x 6mm Black Mild Steel Ø114 x 6mm Stainless Steel
Bearing Type	Black polycarbonate housing with black polypropylene labyrinth and reducer bush. 6204 precision bearings.
Bearing Options	Stainless Steel Precision Bearing
Shaft Sizes	Ø12mm, Ø16mm or Ø20mm
Shaft Materials	Mild Steel, Zinc Plated Mild Steel or Stainless Steel
Shaft Type	Spring Loaded, Fixed or Loose
Shaft Options	Female Threads, Male Threads, Flats, Circlip Grooves, Cross Drills or Slots

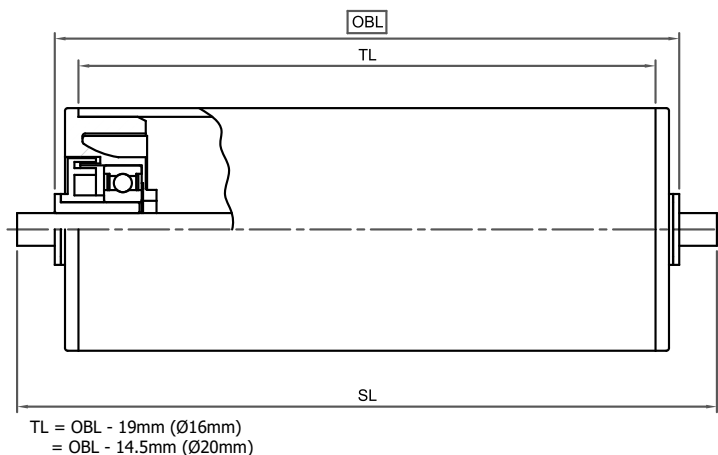


Dimensions

OBL = Over Bearing Length, length of rollers measured from outside of bearings

TL = Tube Length or face width of the tube only excluding bearing housing

SL = Shaft Length



Load Ratings - KG (minimum applies)

Roller Length (mm)	Tube Material			Shaft					
	PVC	Black Mild Steel	S/S	Spring Loaded			Fixed		
				Ø12mm	Ø16mm	Ø20mm	Ø12mm	Ø16mm	Ø20mm
100	50	360	360	250	360	360	350	360	360
200	50	360	360	200	360	360	325	360	360
300	50	360	360	160	360	360	325	360	360
400	50	360	360	120	360	360	325	360	360
600	50	360	360	80	280	360	325	360	360
800	28	360	360	50	200	360	325	360	360
1000	12	360	360	30	160	320	325	360	360
1200	5	360	360	20	140	260	325	360	360
1400		360	360		120	200	325	360	360
1600		350	360		100	140	325	360	360
1800		300	320		70	120	325	360	360
2000		200	220		50	100	325	360	360

* Shaded sizes not recommended

* For central point load, reduce rating by 1/3

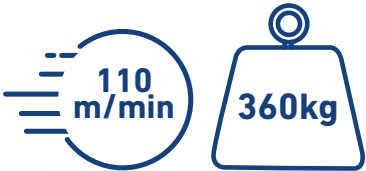
Scan to configure



Sprocket/Pulley Driven Rollers

Technical Data

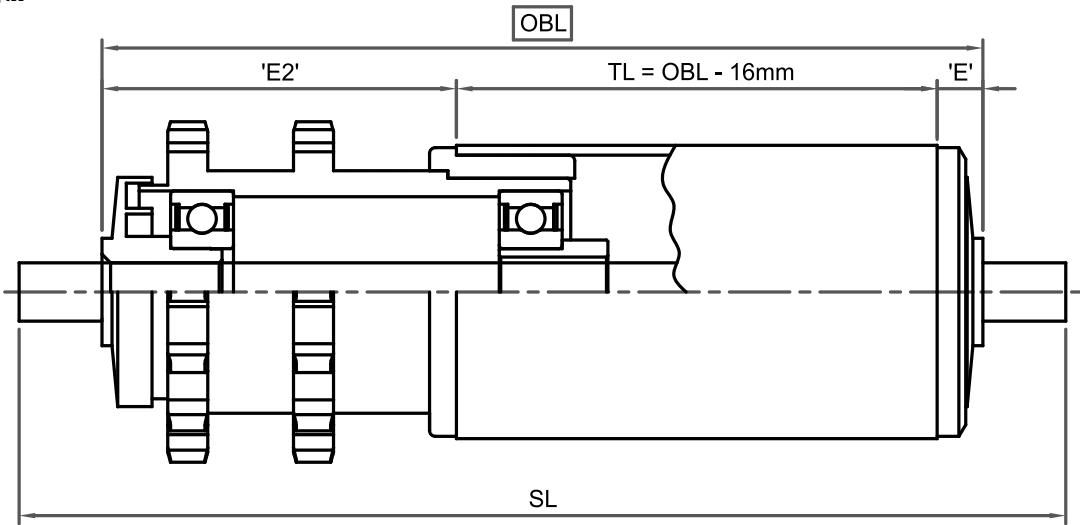
Tube Materials	Ø50 x 1.5mm PVC, Galvanised or S/S Ø60 x 2.3mm PVC, Galvanised or S/S Ø89 x 4mm Galvanised or Stainless Steel	
Bearing Type	Precision bearing	
Shaft Sizes	Ø12mm Standard	
Shaft Materials	Stainless Steel Mild Steel Zinc Plated Mild Steel	
Shaft Type	Spring Loaded Fixed Loose	
Shaft Options	Cross Drills Flats Female Threads	Slots Male Threads Circlips



Max Product Weight = 200kg
Max Total Product Weight on Conveyor = 2 Tonnes
Max Length of Conveyor = 50 rollers or 15m each direction from drive, whichever is greater.

Dimensions

E = Bearing Extension
E2 = Sprocket Extension
OBL = Over Bearing Length, length of rollers measured from outside of bearings
SL = Shaft Length



	'E'			'E2'
	Tube Size			Ø50, Ø60, & Ø89mm
	Ø50mm	Ø60mm	Ø89mm	
Z11S	8	7.5	9.5	32
Z14S	8	7.5	9.5	39
Z14D	8	7.5	9.5	61
TB20	8	7.5	9.5	49.5
Bearing Type	507	607	897	
Accumulating Pressure	4 – 7%	2 - 5%	1 – 3%	

* Double accumulating pressure for double ended drive

Scan to configure



CONVEYOR ROLLERS

Loose (accumulating roller) Load Ratings - KG (minimum applies)

Roller Length (mm)	Tube Material				Shaft			
	Dynopipe	Aluminium	Galvanised Steel		Spring Loaded		Fixed	
	Ø50mm	Ø50mm	Ø50mm	Ø60mm	Ø12mm	Ø14mm	Ø12mm	Ø14mm
200	30	45	50	50	50	50	50	50
300	30	45	50	50	45	50	50	50
400	28	40	50	50	40	50	50	50
500	16	30	50	50	36	50	50	50
600	12	25	50	50	28	45	50	50
700	5	20	50	50	23	43	50	50
800	3	10	50	50	19	37	50	50
900	2	5	50	50	17	32	50	50
1000	1	2	50	50	15	28	50	50
1100			50	50	13	25	50	50
1200			50	50	12	23	50	50
1300			45	50	11	21	50	50
1400			35	45	10	20	50	50
1500			20	35	9	18	50	50

- Max. static load 40kg.
- Z9S - Max. static load 20kg.
- Ø60 & Ø89 tubes – Max. 50kg
- Ø10mm shaft – Max. 20kg up to 500 long.
- Ø8mm shaft – Max. 10kg up to 250 long

Fixed Load Ratings - KG (minimum applies)

Roller Length (mm)	Tube Material				Shaft			
	Dynopipe	Aluminium	Galvanised Steel		Spring Loaded		Fixed	
	Ø50mm	Ø50mm	Ø50mm	Ø60mm	Ø12mm	Ø14mm	Ø12mm	Ø14mm
200	30	45	90	85	50	90	55	90
300	30	45	90	85	45	80	55	90
400	28	45	90	85	40	70	55	90
500	16	40	90	85	36	68	55	90
600	12	30	90	85	28	52	55	90
700	5	25	90	85	23	43	55	90
800	3	20	90	85	19	36	55	90
900	2	10	90	85	16	31	55	90
1000	1	6	85	85	15	28	55	90
1100		4	80	85	13	25	55	90
1200		2	65	85	12	22	55	90
1300			45	80	11	20	55	80
1400			35	65	10	18	55	80
1500			25	50	9	17	50	80

- Max. static load 75kg.
- Z9S - Max. static load 30kg.
- Ø60 & Ø89 tubes – Max. 80kg
- Ø10mm shaft – Max. 20kg up to 500 long.
- Ø8mm shaft – Max. 10kg up to 250 long.

Trough Roller Assemblies

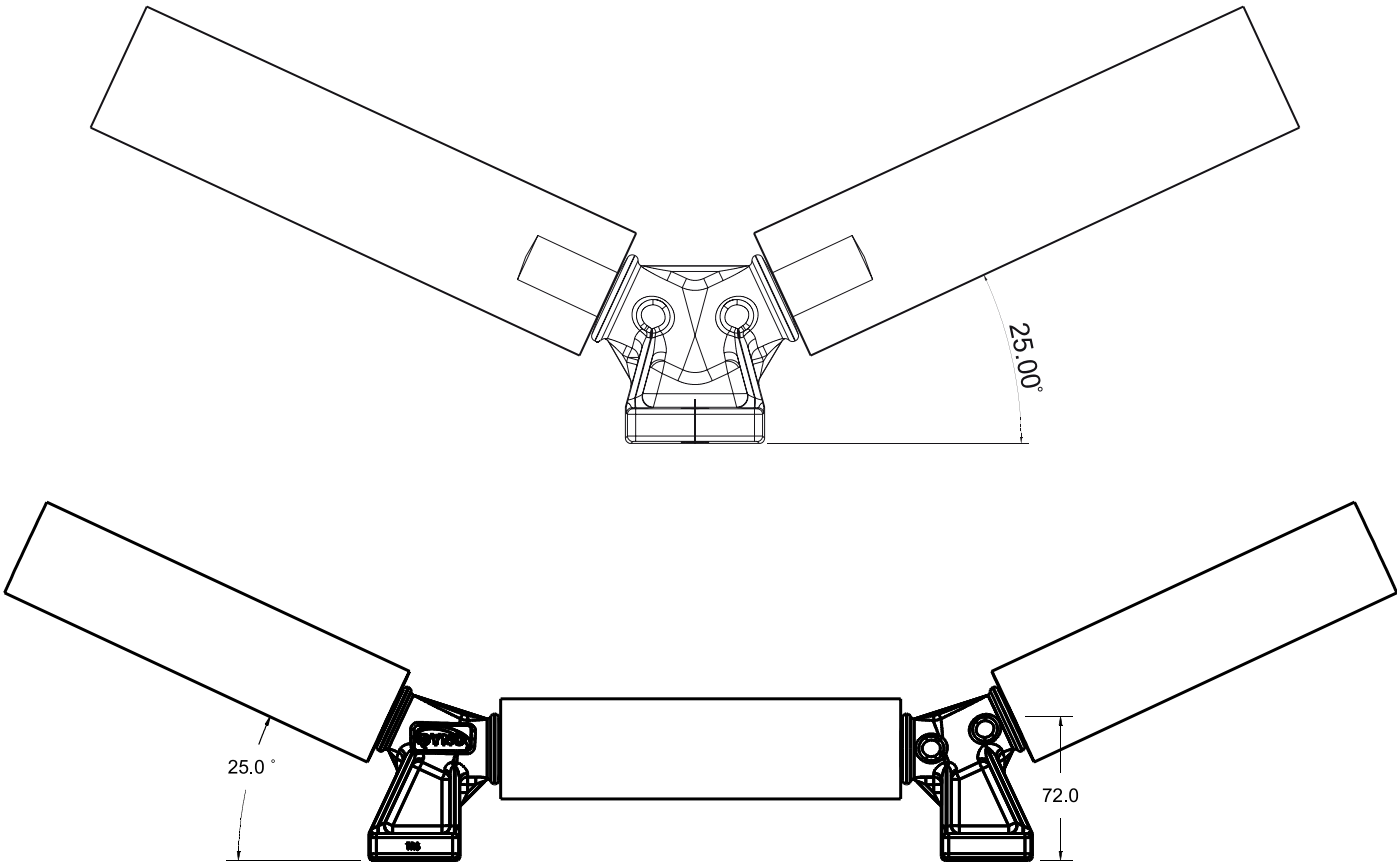
Technical Data

Tube Materials	Ø50 x 1.5mm Galvanised Steel Ø60mm available on special request			
Bearing Type	Precision bearing			
Shaft Sizes	Ø20mm Standard			
Shaft Materials	Stainless Steel Mild Steel Zinc Plated Mild Steel			
Trough Brackets	TRC - Centre TRS - Offset			
Belt Width	300	400	500	600
Roller Length	150	200	250	300

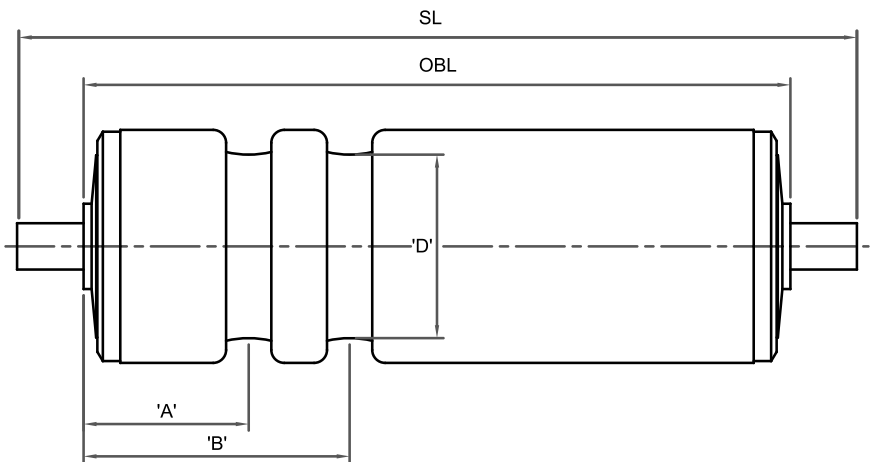


For wider belts, a combination of equal and outset brackets is used.

Dimensions

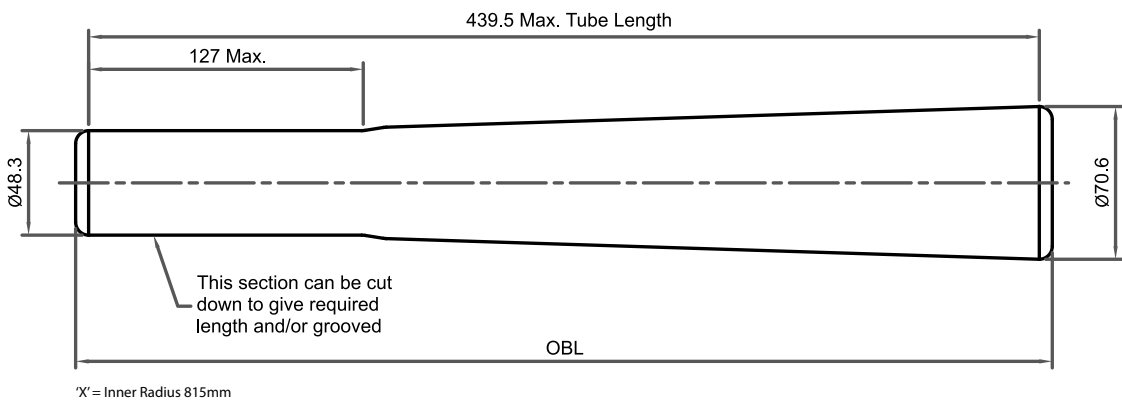


Roller Grooves



Roller Type	Tube Material	A min (mm)	A-B min (mm)	D min (mm)
482	Dynopipe	30	23	38
505	Galvanised Steel	25	22	40
507	Plastic, Galvanised or Stainless Steel	36	22	40
512	Galvanised or Stainless Steel	30	24	41
605	Galvanised Steel	30	25	50
607	Galvanised or Stainless Steel	38	25	50

Ø48mm Dynopipe Tapered Roller



Bearing Type	Maximum Overbearing Length
480-5	453
480-6.5	453
480-8	453
480-9.5	453
480-10	453
480-11	456.5
480-12	456.5
480-12B	456.5
480-12.7	456.5
480HD	449
482	446.5
482 sealed	448

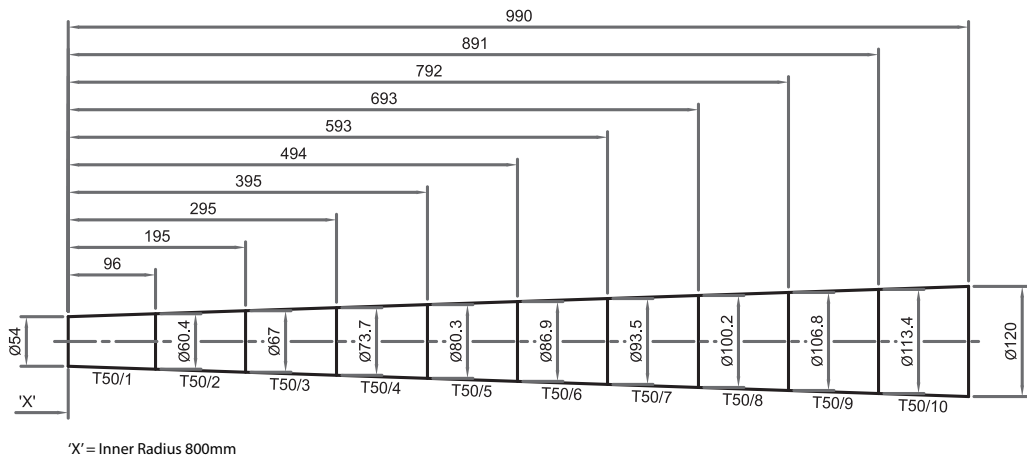


Tapered Rollers

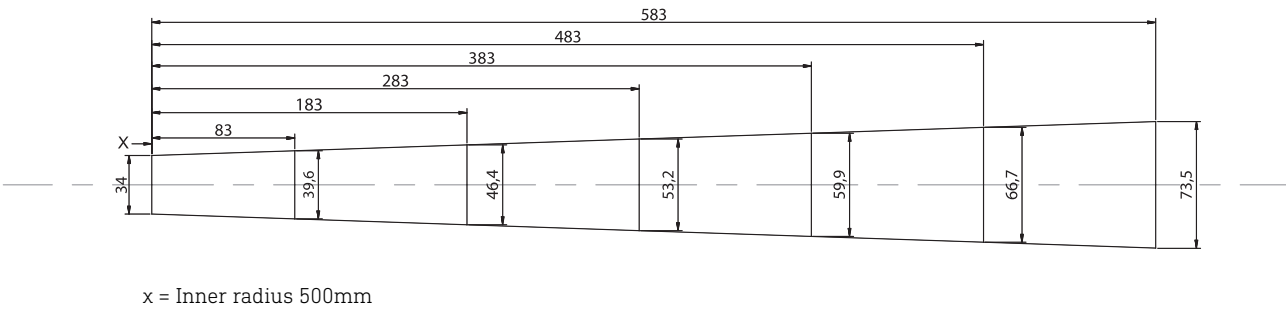
Materials	Black polypropylene
Suits	Can be fitted to any Ø20mm, Ø30mm or Ø50mm tube roller. Recommended with shouldered bearings if available



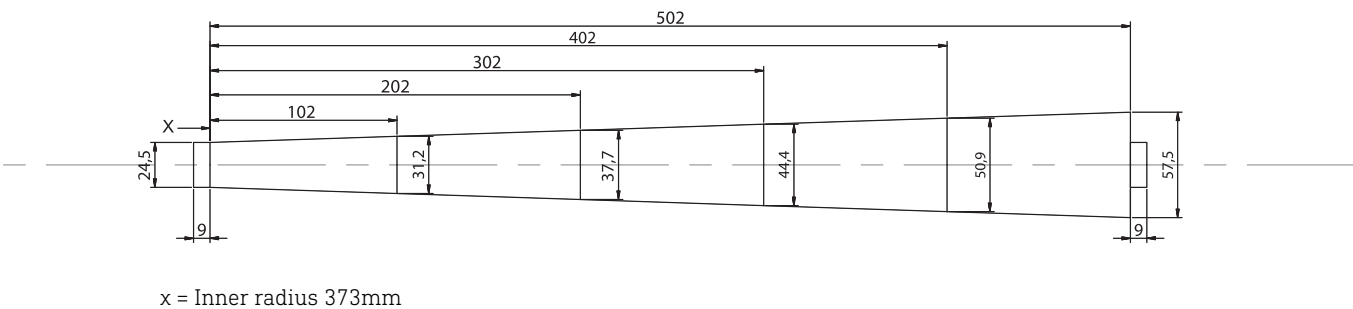
Ø50mm Tube



Ø30mm Tube



Ø20mm Tube



Rubber Coating

Materials	Black santoprene or grey natural rubber sleeve - blown on
Suits	Plastic, Galvanised and Stainless Steel Tube
Outside Diameter of Rubber	38mm Tube - Ø42mm 48mm Tube - Ø52mm 50mm Tube - Ø54mm 50.8mm Tube - Ø54.8mm 60mm Tube - Ø64mm



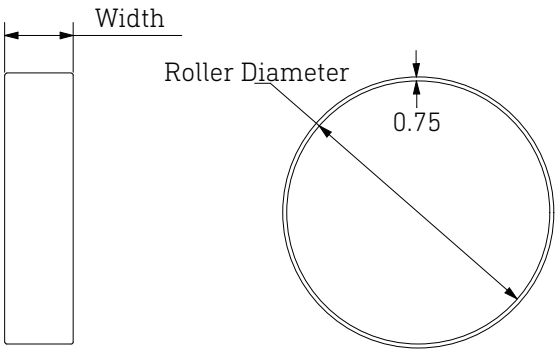
Urethane Coated or Lagged

Enquire for full specifications and range of options.



Tracking Sleeves

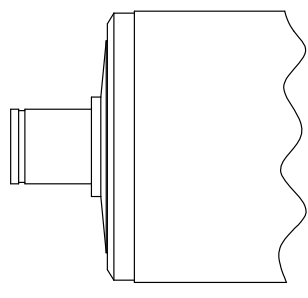
Materials	92A Orange and Clear Urethane
Sizes	.75mm thick to fit on Ø50mm diameter rollers with options of 12mm or 25mm wide. Other sizes available on request
Uses	Crows rollers, preventing flat urethane belts from walking. Provides extra grips on rollers
Part Numbers	115-T50-12 - 12mm width to suit Ø50mm rollers 115-T50-25 - 25mm width to suit Ø50mm rollers 115-T60-12 - 12mm width to suit Ø60mm rollers 115-T89-12.7 - 12.7mm width to suit Ø89mm rollers



Shaft Options

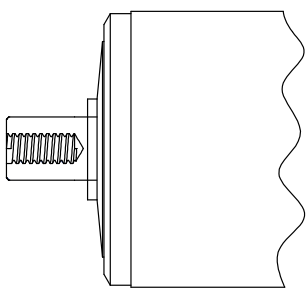
Dimensions supplied are examples only, contact Dyno for full range of options.

Circlips



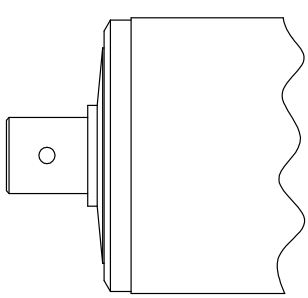
Size
10mm
12mm
16mm
19mm
20mm

Female Thread



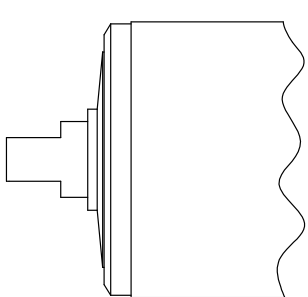
Size	Depth
M6	20
M8	25
M10	25
M16	30
M20	30

Cross Drills



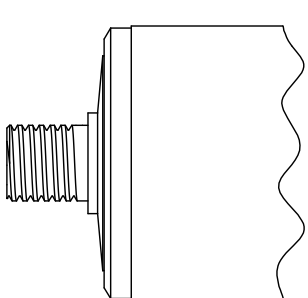
Standard size: Ø3mm
Standard position in from end of shaft: 5mm

Flats



As per customer request

Male Threads




Size
M6
M8
M10
M12
M16
M20

PM320HS - Ø32mm Itoh Denki 24V DC Powered Roller



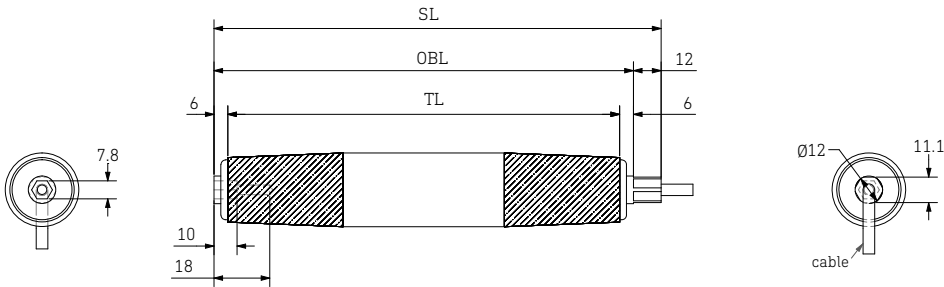
Technical Data

Tube Materials	Ø32 Stainless Steel (Grade 304)
Motor Type	FE 24V DC
Nominal Speed	30m/min
Tube Lengths	170mm (minimum) 270mm 370mm 470mm (other sizes available on request)
Cable Length	1,000mm (max recommended cable length is 3,000mm)
Belt Widths	200mm 300mm 400mm 500mm

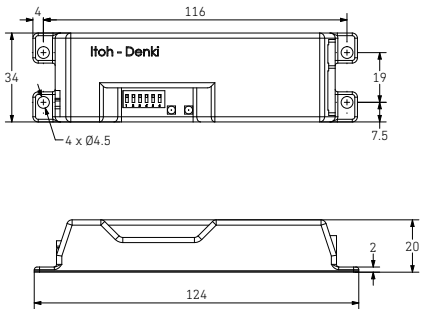


Dimensions

SL = Shaft Length
OBL = Over Bearing Length, length of rollers measured from outside of bearings
TL = Tube Length



CB018 Control Card



Operating Characteristics

Full operating manual and installation guide available on request.

Operating Characteristics: CB-018										
Nominal Speed	Speed (m/min)		Tangential Force (N)		Current (A)			Driver Setting		
	No Load	Nominal	Nominal	Starting	No Load	Nominal	Starting	SW4	SW5	SW6
30	28.0	25.8	24.4	37.2	0.32	0.90	2.2	CN2-3	CN2-4	CN2-5
25	24.7	24.7	24.5		0.26	0.89		ON	ON	ON
22	22.0	22.0	24.9		0.21	0.83		ON	ON	OFF
19	18.8	18.8	25.3		0.20	0.74		ON	OFF	ON
16	15.9	15.9	25.8		0.16	0.67		ON	OFF	OFF
13	13.0	13.0	26.2		0.13	0.61		OFF	ON	ON
10	9.9	9.9	26.6		0.10	0.53		OFF	ON	OFF
6	5.8	5.8	27.2		0.06	0.44		OFF	OFF	ON
								OFF	OFF	OFF

24V POWERED CONVEYOR ROLLERS

PM500FE - Ø50mm Itoh Denki 24V DC Powered Roller



Technical Data

Tube Materials	Ø50 Zinc Plated Steel Ø50 Stainless Steel
Motor Type	FE FP, XE and XP motor types available on request
Nominal Speed	17m/min or 60m/min
Tube Lengths	435mm - to suit 450IF 485mm - to suit 500IF 585mm - to suit 600IF 635mm - to suit 650IF (Other sizes available on request)
Cable Length	1,000mm (max recommended cable length is 3,000mm)
Options	Rubber Lagging - NR (Natural Rubber), UR (Urethane), NB (NBR), CR (Neoprene) Built In Brake - BR (360mm min tube length) Drip Proof - DR (300mm min tube length) Water Proof - WA (310mm min tube length) Poly V-Belt Pulley - VG Double Grooved Tube - P2 (340mm min tube length)

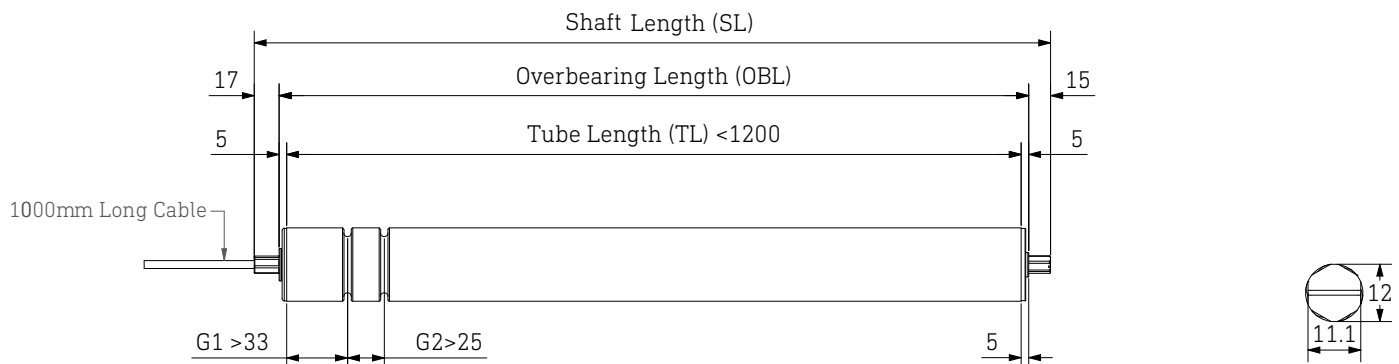


Dimensions

SL = Shaft length

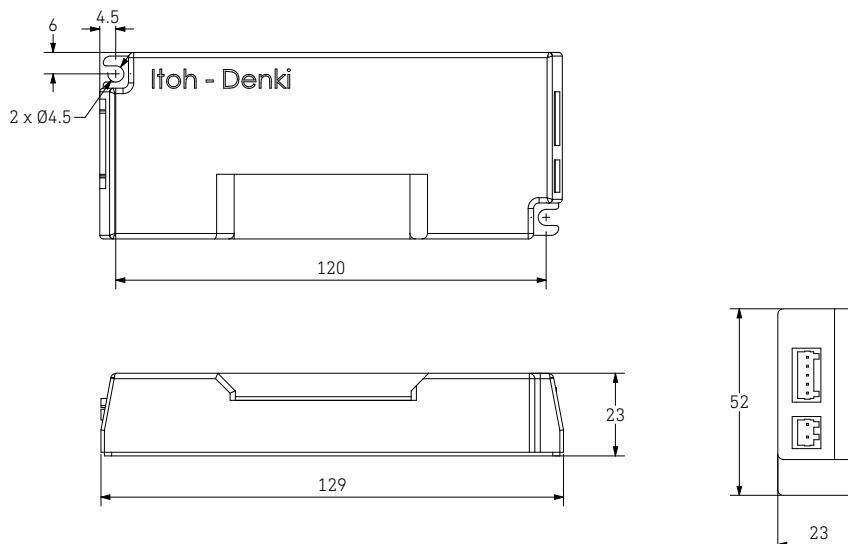
TL = Length of tube, excluding roller bearings or pulleys

OBL = Over Bearing Length, length of rollers measured from outside of bearings



CB016 Control Card

Other control cards available on request including ZPA (Zero Pressure Accumulation) and Ethernet Options



24V POWERED CONVEYOR ROLLERS

Operating Characteristics - 17m/min

Full operating manual and installation guide available on request.

Operating Characteristics with CB-016 Control Card - PM500FE-17									
Speed (m/min)	Tangential Force (N)		Input Current (A)		Power Input (W)	Power Output (W)	Internal Rotary Switch No.		External Input Voltage (V)
No-load	Rated	Starting	No Load	Starting			SW1#5	SW5	
17.4	146	335	0.8	4.0	50	83	ON	9	9.6~9.9
15.9	146		0.7		50	83		8	9.1~9.4
15.2	146		0.7		50	83		7	8.6~8.9
14.5	146		0.6		50	83		6	8.1~8.4
13.7	146		0.6		50	83		5	7.6~7.9
13.0	149		0.6		47	82		4	7.1~7.4
11.6	155		0.5		45	79		3	6.6~6.9
10.9	158		0.5		42	76		2	6.1~6.4
10.1	161		0.5		39	73		1	5.6~5.9
9.4	164		0.5		37	71		0	5.1~5.4
8.7	167		0.4		36	71	OFF	9	4.6~4.9
8.0	170		0.4		33	70		8	4.1~4.4
7.2	173		0.4		30	66		7	3.6~3.9
6.5	176		0.4		28	61		6	3.1~3.4
5.8	179		0.3		24	61		5	2.6~2.9
5.1	182		0.3		23	60		4	2.1~2.4
4.3	186		0.3		20	54		3	1.6~1.9
3.6	189		0.2		16	53		2	1.1~1.4
2.9	192		0.2		13	50		1	0.6~0.9
2.2	195		0.2		11	47		0	0.1~0.4

Operating Characteristics - 60m/min

Operating Characteristics with CB-016 Control Card - PM500FE-60									
Speed (m/min)	Tangential Force (N)		Input Current (A)		Power Input (W)	Power Output (W)	Internal Rotary Switch No.		External Input Voltage (V)
No-load	Rated	Starting	No Load	Starting			SW1#5	SW5	
61.7	47	107	0.8	4.0	50	83	ON	9	9.6~9.9
56.6	47		0.7		50	83		8	9.1~9.4
54.0	47		0.7		50	83		7	8.6~8.9
51.4	47		0.6		50	83		6	8.1~8.4
48.9	47		0.6		50	83		5	7.6~7.9
46.3	48		0.6		47	82		4	7.1~7.4
41.2	50		0.5		45	79		3	6.6~6.9
38.6	51		0.5		42	76		2	6.1~6.4
36.0	52		0.5		39	73		1	5.6~5.9
33.4	52		0.5		37	71		0	5.1~5.4
30.9	53		0.4		36	71	OFF	9	4.6~4.9
28.3	54		0.4		33	70		8	4.1~4.4
25.7	55		0.4		30	66		7	3.6~3.9
23.1	56		0.4		28	61		6	3.1~3.4
20.6	57		0.3		24	61		5	2.6~2.9
18.0	58		0.3		23	60		4	2.1~2.4
15.4	59		0.3		20	54		3	1.6~1.9
12.9	60		0.2		16	53		2	1.1~1.4
10.3	61		0.2		13	50		1	0.6~0.9
7.7	62		0.2		11	47		0	0.1~0.4

PM605KT - Ø60mm Itoh Denki 24V DC Powered Roller



Technical Data

Tube Materials	Ø60.5 Zinc Plated Steel Ø60.5 Stainless Plated Steel
Motor Type	KT FE, XE and XP Motor Types available on request
Nominal Speed	15m/min or 55m/min
Tube Lengths	410mm - to suit 450BW 560mm - to suit 600BW 760mm - to suit 800BW 360mm min tube length (other sizes available on request)
Cable Length	1,000mm (max recommended cable length is 3,000mm)
Options	Crowned Tube - PC Poly V-Belt Pulley - KV



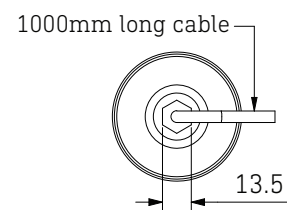
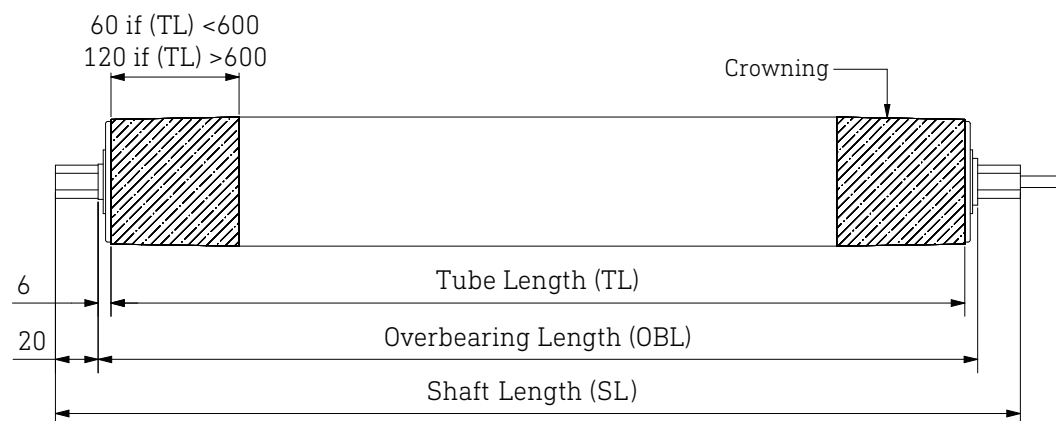
Dimensions

SL = Shaft length

TL = Length of tube excluding roller bearings or pulleys

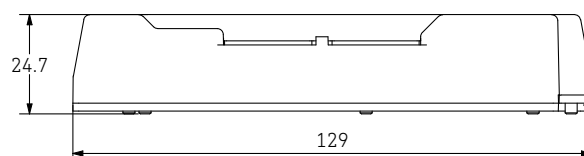
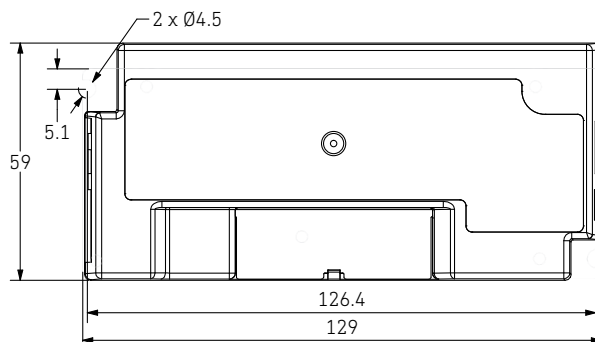
BW = Conveyor belt width

OBL = Over Bearing Length, length of rollers measured from outside of bearings



CBK109 Control Card

Other control cards available on request including ZPA (Zero Pressure Accumulation) and Ethernet Options



24V POWERED CONVEYOR ROLLERS

Operating Characteristics - 15m/min

Full operating manual and installation guide available on request.

Operating Characteristics with CBK-109 Control Card - PM605KT-15										
Speed (m/min)		Tangential Force (N)		Current (A)		Power Input (W)	Power Output (W)	Internal Speed Adjustment		External Input Voltage (V)
Setting	Rated	Rated	Starting	No Load	Starting			SW1#5	SW5	
17.2	16.7	152	823	0.9	7.0	56	86	ON	9	9.6~9.9
15.8	15.8	170		0.9		56	86		8	9.1~9.4
15.1	15.1	177		0.9		55	84		7	8.6~8.9
14.3	14.3	184		0.8		53	82		6	8.1~8.4
13.6	13.6	191		0.8		52	79		5	7.6~7.9
12.9	12.9	198		0.8		51	79		4	7.1~7.4
11.5	11.5	212		0.7		47	74		3	6.6~6.9
10.7	10.7	218		0.7		45	72		2	6.1~6.4
10.0	10.0	225		0.6		43	70		1	5.6~5.9
9.3	9.3	232		0.6		42	70		0	5.1~5.4
8.6	8.6	241		0.6		41	67	OFF	9	4.6~4.9
7.9	7.9	245		0.5		38	65		8	4.1~4.4
7.2	7.2	250		0.5		35	62		7	3.6~3.9
6.4	6.4	254		0.5		32	58		6	3.1~3.4
5.7	5.7	258		0.5		28	55		5	2.6~2.9
5.0	5.0	262		0.5		24	50		4	2.1~2.4
4.3	4.3	267		0.4		22	48		3	1.6~1.9
3.6	3.6	271		0.4		19	43		2	1.1~1.4
2.9	2.9	275		0.4		15	38		1	0.6~0.9
2.2	2.2	279		0.4		12	36		0	0.1~0.4

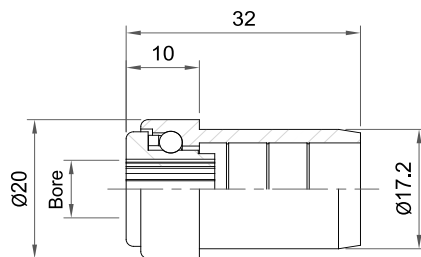
Operating Characteristics - 55m/min

Operating Characteristics with CBK-109 Control Card - PM605KT-55										
Speed (m/min)		Tangential Force (N)		Current (A)		Power Input (W)	Power Output (W)	Internal Speed Adjust-ment		External Input Voltage (V)
Setting	Rated	Rated	Starting	No Load	Starting			SW1#5	SW5	
65.3	63.5	42	228	0.9	7.0	56	86	ON	9	9.6~9.9
59.9	59.9	47		0.9		56	86		8	9.1~9.4
57.2	57.2	49		0.9		55	84		7	8.6~8.9
54.5	54.5	51		0.8		53	82		6	8.1~8.4
51.7	51.7	53		0.8		52	79		5	7.6~7.9
49.0	49.0	55		0.8		51	79		4	7.1~7.4
43.6	43.6	59		0.7		47	74		3	6.6~6.9
40.8	40.8	61		0.7		45	72		2	6.1~6.4
38.1	38.1	62		0.6		43	70		1	5.6~5.9
35.4	35.4	64		0.6		42	70		0	5.1~5.4
32.7	32.7	67		0.6		41	67	OFF	9	4.6~4.9
29.9	29.9	68		0.5		38	65		8	4.1~4.4
27.2	27.2	69		0.5		35	62		7	3.6~3.9
24.5	24.5	70		0.5		32	58		6	3.1~3.4
21.8	21.8	72		0.5		28	55		5	2.6~2.9
19.1	19.1	73		0.5		24	50		4	2.1~2.4
16.4	16.4	74		0.4		22	48		3	1.6~1.9
13.6	13.6	75		0.4		19	43		2	1.1~1.4
10.9	10.9	76		0.4		15	38		1	0.6~0.9
8.2	8.2	77		0.4		12	36		0	0.1~0.4

ROLLER BEARINGS

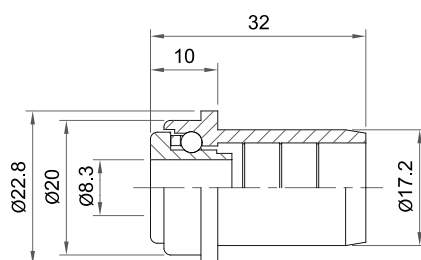
202 Ball Bearing

Load Capacity	5kg
Materials	Grey polypropylene inner and outer race with stainless steel caged balls
Tube Sizes	Ø20 x 1.5mm Aluminium Ø19 x 1.2mm Stainless Steel
Bore Diameters	Ø6mm Ø8mm
Part Numbers	105-202-06 105-202-08
Examples of Use	Gravity conveyors best suited for carrying small product or items that need lots of support



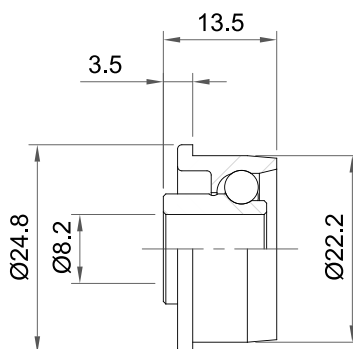
202T Ball Bearing

Load Capacity	5kg
Materials	Grey polypropylene inner and outer race with stainless steel caged balls
Tube Sizes	Ø20 x 1.5mm Aluminium Ø19 x 1.2mm Stainless Steel
Bore Diameters	Ø8mm
Part Numbers	105-202T-08
Examples of Use	Extra flange on head to retain tapered elements. Best suited for tapered rollers on tight radius bends



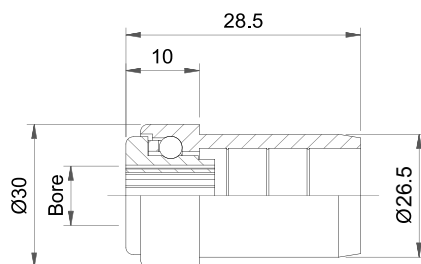
252 Ball Bearing

Load Capacity	10kg
Materials	Acetal inner and outer race with stainless steel or plastic balls
Tube Sizes	Ø25.4 x 1.5mm Galvanised Steel Ø25.4 x 1.5mm Stainless Steel Ø25 x 1.4mm PVC
Bore Diameters	Ø8mm
Part Numbers	105-252-08
Examples of Use	Gravity conveyors best suited for carrying small products or items that need lots of support. Used in our Minibelt support rollers
Options	Greased (GR)



302 Ball Bearing

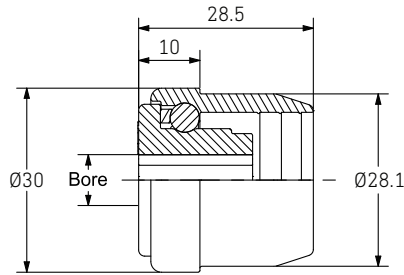
Load Capacity	7kg
Materials	Grey polypropylene inner and outer race with stainless steel caged balls
Tube Sizes	Ø30 x 1.6mm Aluminium Ø30 x 1.75mm Dynopipe
Bore Diameters	Ø6mm Ø8mm Ø10mm
Part Numbers	105-302-06 105-302-08 105-302-10
Examples of Use	Light duty gravity conveyors best suited for carrying small products or items that need lots of support



ROLLER BEARINGS

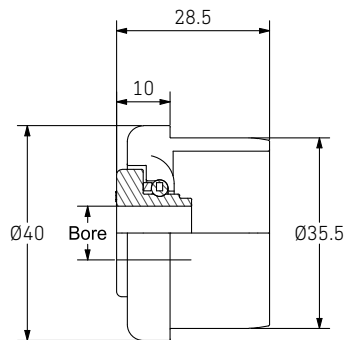
322 Ball Bearing

Load Capacity	7kg
Materials	Grey polypropylene inner and outer race with stainless steel caged balls
Tube Sizes	Ø32 x 1.6mm Galvanised Steel Ø31.8 x 1.5mm Stainless Steel
Bore Diameters	Ø6mm Ø8mm Ø10mm
Part Numbers	105-322-06 105-322-08 105-322-10
Examples of Use	Light duty gravity conveyors



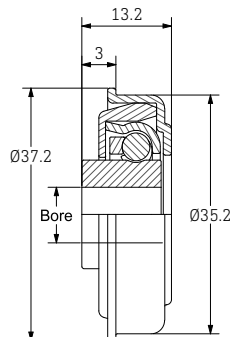
382 Ball Bearing

Load Capacity	7kg
Materials	Grey polypropylene inner and outer race with stainless steel caged balls
Tube Sizes	Ø38 x 1.6mm Galvanised Steel Ø38 x 1.5mm Stainless Steel
Bore Diameters	Ø8mm Ø10mm
Part Numbers	105-382-08 105-382-10
Examples of Use	Light duty gravity conveyors



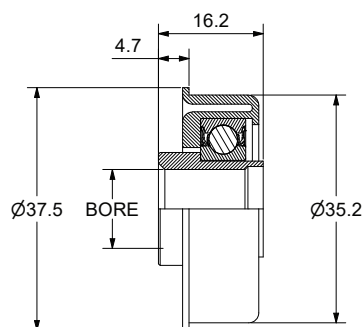
383c Ball Bearing

Load Capacity	50kg
Materials	Zinc plated steel bearing and holder with plastic ball cage
Tube Sizes	Ø38 x 1.6mm Galvanised Steel
Bore Diameters	Ø8mm Ø10mm
Part Numbers	105-383C-08 105-383C-10
Examples of Use	Gravity conveyors, bag pick-up rollers. Very quiet and free running.



385 Ball Bearing

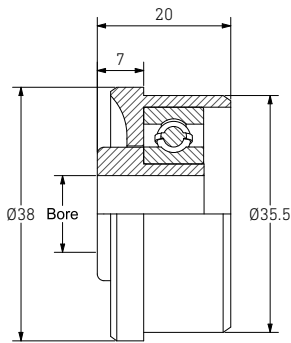
Load Capacity	50kg
Materials	Zinc plated steel bearing housing and bush with 6902 ZZ bearing
Tube Sizes	Ø38 x 1.6mm Galvanised Steel Ø38 x 1.5mm Stainless Steel
Bore Diameters	Ø8mm Ø10mm 11mm Hex Ø12mm
Part Numbers	105-385-08 105-385-10 105-385-11H 105-385-12
Examples of Use	Driven rollers or continuous running. Best suited when plastic housing is not desirable (e.g. freezers)



ROLLER BEARINGS

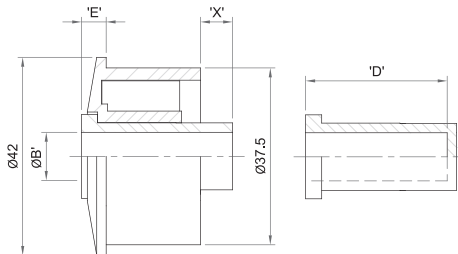
387 Precision Bearing

Load Capacity	70kg
Materials	Black Acetal
Tube Sizes	Ø38 x 1.6mm Galvanised Steel Ø38 x 1.5mm Stainless Steel
Bore Diameters	Ø10mm 11mm Hex
Part Numbers	105-387-10 105-387-11H
Examples of Use	Driven rollers or continuous running.
Options	Stainless Steel Bearings (SS)



420 (P32D) Bushed Bearing

Load Capacity	15kg
Materials	White ABS
Tube Sizes	Ø42 x 2.5mm PVC
Bore Diameters	Ø5mm Ø6mm Ø8mm - Blind option available Ø9.5mm - Blind option available Ø10mm Ø11mm Ø12mm Ø12.7mm

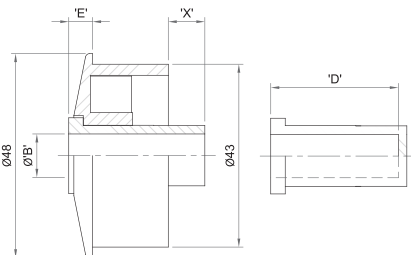


Part Numbers	Bush Material	Bore Size 'B' (mm)	Extension 'E' (mm)	Inside Extension 'X' (mm)	Useable Depth of Blind Bush 'D' (mm)
105-420-05	White Acetal	5.1	5.5	6.5	
105-420-06	White Acetal	6.5	5.5	6.5	
105-420-08	White Acetal	8.7	5.5	6.5	
105-420-08B	White Acetal	8.7	5.5	6.5	17
105-420-09.5	White Acetal	10	5.5	6.5	
105-420-09.5B	White Acetal	10	5.5	6.5	30
105-420-10	White Acetal	10.4	5.5	6.5	
105-1420-11	Black Nylon	11.1	7.25		
105-420-12B	Black Nylon	12.5	4.5		20
105-420-12.7	Black Nylon	12.8	7.25		

ROLLER BEARINGS

480 (P40D) Bushed Bearing

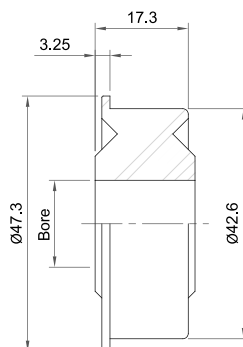
Load Capacity	15kg
Materials	White ABS
Tube Sizes	Ø48 x 2.8mm Dynopipe Ø48.3 x 2.8mm PVC Ø48.3 x 2.8mm Galvanised Steel Ø48.3 x 2.8mm Stainless Steel
Bore Diameters	See below table



Part Numbers	Bush Material	Bore Size 'B' (mm)	Extension 'E' (mm)	Inside Extension 'X' (mm)	Blind	Useable Depth of Blind Bush 'D' (mm)
105-480-05	White Acetal	5.1	5.25	9		
105-480-06	White Acetal	6.5	5.25	9		
105-480-08	White Acetal	8.7	5.25	9		
105-480-08B	White Acetal	8.7	5.25	9	Y	17
105-480-09.5	White Acetal	10	5.25	9		
105-480-09.5B	White Acetal	10	5.25	9	Y	30
105-480-10	White Acetal	10.4	5.25	9		
105-480-11	Black Nylon	11.1	7	0		
105-480-12	Black Nylon	12.5	4	1.5		
105-480-12.7	Black Nylon	12.8	7	0		

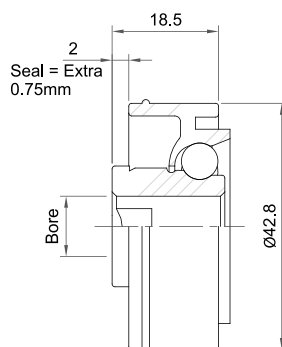
480HD Bushed Bearing

Load Capacity	30kg
Materials	Black Nylon
Tube Sizes	Ø48 x 2.8mm Dynopipe Ø48.3 x 2.8mm PVC Ø48.3 x 2.8mm Galvanised Steel Ø48.3 x 2.8mm Stainless Steel
Bore Diameters	Ø16mm Ø19mm
Part Numbers	105-480HD-16 105-480HD-19



482 Ball Bearing

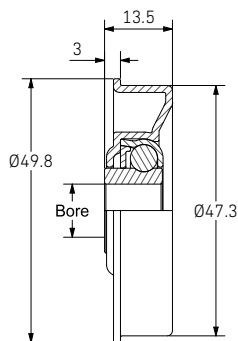
Load Capacity	25kg
Materials	Acetal inner and outer race with stainless steel balls
Tube Sizes	Ø48 x 2.8mm Dynopipe
Bore Diameters	Ø8mm Ø10mm Q - Ø10mm with 8mm AF 11mm Hex Ø12mm
Part Numbers	105-482-08 105-482-10 105-482-Q 105-482-11H 105-482-12
Examples of Use	Gravity or powered conveyors
Options	Sealed (SE) Greased (G)



ROLLER BEARINGS

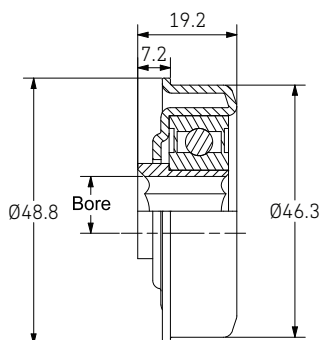
503C Ball Bearing

Load Capacity	60kg
Materials	Zinc plated steel housing and bush with plastic cage and steel balls
Tube Sizes	Ø50 x 1.5mm Galvanised Steel Ø50 x 1.5mm Stainless Steel
Bore Diameters	Ø8mm Ø10mm 11mm Hex Ø12mm
Part Numbers	105-503C-08 105-503C-10 105-503C-11H 105-503C-12
Examples of Use	Gravity roller conveyors, very quiet and free running



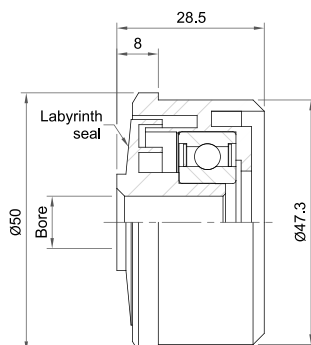
505 Precision Bearing

Load Capacity	100kg
Materials	Zinc plated steel bearing housing and bush with 6002 ZZ bearing
Tube Sizes	Ø50 x 1.5mm Galvanised Steel Ø50 x 1.5mm Stainless Steel
Bore Diameters	Ø8mm Ø10mm 11mm Hex Ø12mm
Part Numbers	105-505-08 105-505-10 105-505-11H 105-505-12
Examples of Use	Driven rollers or continuous running. Best suited when plastic housing is not desirable (e.g. freezers)



507 Precision Bearing

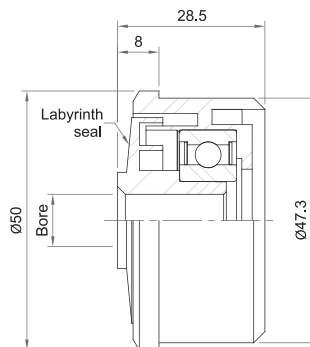
Load Capacity	100kg	
Materials	Black polypropylene housing and labyrinth with 6202Z bearing.	
Tube Sizes	Ø50 x 1.5mm Galvanised Steel Ø50 x 1.5mm Stainless Steel Ø50 x 1.6mm Aluminium	
Bore Diameters	Diameter	Part #
	Ø8mm	105-507-08
	Ø10mm	105-507-10
	Ali Q/D	105-507-Q
	11mm Hex	105-507-11H
	Ø12mm	105-507-12
	Ø14mm (no shaft)	105-507-14
Examples of Use	Driven rollers or continuous running. Most commonly grooved rollers	
Options	Stainless Steel Bearing (SS) Blind (B) - Used with BP12 (see page 56)	



ROLLER BEARINGS

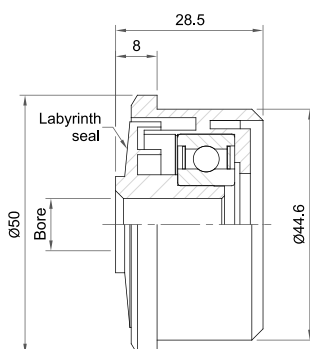
507B Blind Precision Bearing

Load Capacity	100kg	
Materials	Black polypropylene housing and labyrinth with 6202Z bearing. Used with BP12 (see page 56)	
Tube Sizes	Ø50 x 1.5mm Galvanised Steel Ø50 x 1.5mm Stainless Steel Ø50 x 1.6mm Aluminium	
Bore Diameters	Diameter	Part #
	Ø8mm	105-507B-08
	Ø10mm	105-507B-10
	Ali Q/D	105-507B-Q
	11mm Hex	105-507B-11H
	Ø12mm	105-507B-12
	Ø14mm (no shaft)	105-507B-14
Examples of Use	Driven rollers or continuous running. Most commonly grooved rollers	
Options	Stainless Steel Bearing (SS)	



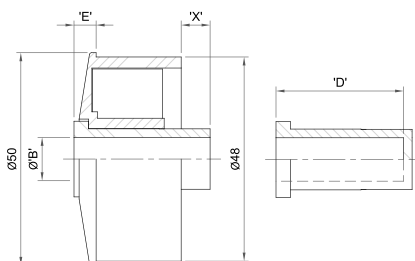
507P Precision Bearing

Load Capacity	100kg	
Materials	Grey polypropylene housing and black polypropylene labyrinth with 6202 bearing.	
Tube Sizes	Ø50 x 2.7mm Dynopipe	
Bore Diameters	Diameter	Part #
	Ø8mm	105-507P-08
	Ø10mm	105-507P-10
	Ali Q/D	105-507P-Q
	11mm Hex	105-507P-11H
	Ø12mm	105-507P-12
	Ø14mm (no shaft)	105-507P-14
Options	Stainless Steel Bearing (SS)	



510 (S2) Bushed Bearing

Load Capacity	15kg
Materials	White ABS
Tube Sizes	Ø50.8 x 1.6mm Galvanised Steel Ø50.8 x 1.5mm Stainless Steel
Bore Diameters	See below table

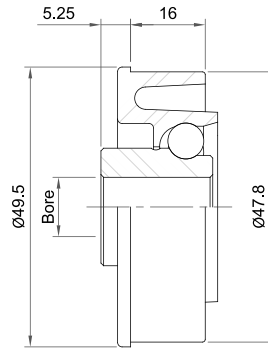


Part Numbers	Bush Material	Bore Size 'B' (mm)	Extension 'E' (mm)	Inside Extension 'X' (mm)	Blind	Useable Depth of Blind Bush 'D' (mm)
105-510-05	White Acetal	5.1	5.5	6.5		
105-510-06	White Acetal	6.5	5.5	6.5		
105-510-08	White Acetal	8.7	5.5	6.5		
105-510-08B	White Acetal	8.7	5.5	6.5	Y	17
105-510-09.5	White Acetal	10	5.5	6.5		
105-510-9.5B	White Acetal	10	5.5	6.5	Y	30
105-510-10	White Acetal	10.5	5.5	6.5		
105-510-11	Black Nylon	11.5	7.25	0		
105-510-12	Black Nylon	12.4	4.5	0		
105-510-12.7	Black Nylon	12.8	7.25	0		

ROLLER BEARINGS

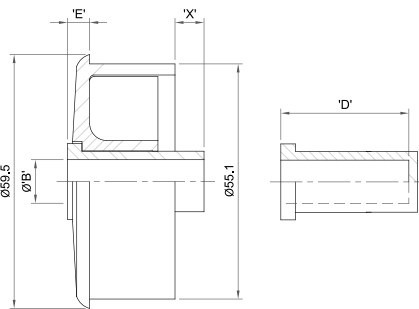
512 Ball Bearing

Load Capacity	25kg
Materials	Red or white acetal with stainless steel balls
Tube Sizes	Ø50.8 x 1.6mm Galvanised Steel Ø50.8 x 1.5mm Stainless Steel Ø50.8 x 1.6mm Aluminium
Bore Diameters	Ø10mm Ali Q/D 11mm Hex Ø12mm
Part Numbers	105-512-10 105-512-Q 105-512-11H 105-512-12
Options	Sealed (SE) Greased (G) - For driven applications



600 (P50C) Bushed Bearing

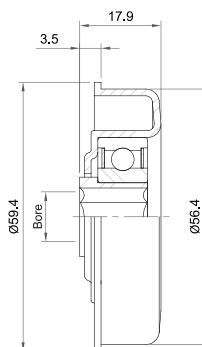
Load Capacity	15kg
Materials	White ABS
Tube Sizes	Ø60 x 2.8mm PVC
Bore Diameters	Ø5mm Ø6mm Ø8mm - Blind option available Ø9.5mm - Blind option available Ø10mm Ø11mm Ø12mm Ø12.7mm



Part Numbers	Bush Material	Bore Size 'B' (mm)	Extension 'E' (mm)	Inside Extension 'X' (mm)	Useable Depth of Blind Bush 'D' (mm)
105-600-05	White Acetal	5.1	5.25	6.5	
105-600-06	White Acetal	6.5	5.25	6.5	
105-600-08	White Acetal	8.7	5.25	6.5	
105-600-08B	White Acetal	8.7	5.25	6.5	17
105-600-09.5	White Acetal	10	5.25	6.5	
105-600-09.5B	White Acetal	10	5.25	6.5	30
105-600-10	White Acetal	10.5	5.25	6.5	
105-600-11	Black Nylon	11.5	7	0	
105-600-12	Black Nylon	12.4	4.5	0	
105-600-12.7	Black Nylon	12.8	7	0	

605 Precision Bearing

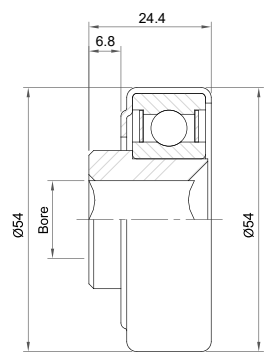
Load Capacity	100kg
Materials	Zinc plated steel bearing housing and bush with 6202Z bearing
Tube Sizes	Ø60.3 x 2.3mm Galvanised Steel
Bore Diameters	8mm 10mm 11mm Hex 12mm
Part Numbers	105-605-08 105-605-10 105-605-11H 105-605-12



ROLLER BEARINGS

605HD Precision Bearing

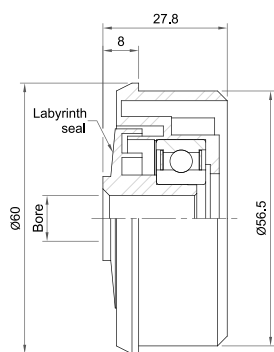
Load Capacity	500kg
Materials	Steel bearing housing and bush
Tube Sizes	Ø60.3 x 3.6mm Galvanised Steel Ø60.3 x 2.77mm Stainless Steel
Bore Diameters	Ø16mm 16mm Hex Ø19mm
Part Numbers	105-605HD-16 105-605HD-16H 105-605HD-19
Examples of Use	Heavy duty precision bearing best suited for driven rollers or continuous running under high loads



Discuss with us if fitting yourself

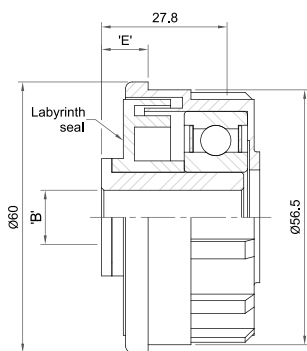
607 Precision Bearing

Load Capacity	100kg
Materials	Black polypropylene housing and labyrinth with 6202 bearing
Tube Sizes	Ø60.3 x 2.3mm Galvanised Steel Ø60.3 x 2.77mm Stainless Steel
Bore Diameters	Ø8mm Ø10mm 11mm Hex Ø12mm
Part Numbers	105-607-08 105-607-10 105-607-11H 105-607-12
Examples of Use	Driven rollers or continuous running also suitable where antistatic rollers are required.
Options	Stainless Steel Bearing (SS)



607HD Precision Bearing

Load Capacity	180kg
Materials	Black polypropylene housing, labyrinth and reducer bush with 6204 bearing
Tube Sizes	Ø60.3 x 2.3mm Galvanised Steel (std) Ø60.3 x 3.6mm Galvanised Steel Ø60.3 x 2.77mm Stainless Steel
Bore Diameters	Ø12mm Ø16mm Ø20mm
Examples of Use	Heavy duty precision bearing suitable for driven rollers or continuous running.

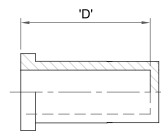
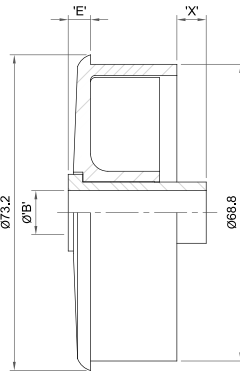


Part Numbers	Bush Material	Bore Size 'B' (mm)	Extension 'E' (mm)
105-607HD-12	Black Nylon	12	12
105-607HD-16	Black Nylon	16	10
105-607HD-20	Black Nylon	20	7.75

ROLLER BEARINGS

750 (P65C) Bushed Bearing

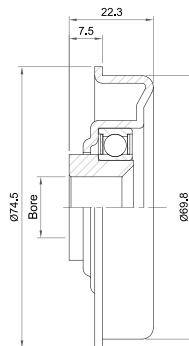
Load Capacity	20kg
Materials	White ABS
Tube Sizes	Ø75 x 3mm PVC
Bore Diameters	Ø5mm Ø6mm Ø8mm - Blind option available Ø9.5mm - Blind option available Ø10mm Ø11mm Ø12mm Ø12.7mm



Part Numbers	Bush Material	Bore Size 'B' (mm)	Extension 'E' (mm)	Inside Extension 'X' (mm)	Useable Depth of Blind Bush 'D' (mm)
105-750-05	White Acetal	5.1	5.5	6	
105-750-06	White Acetal	6.5	5.5	6	
105-750-08	White Acetal	8.7	5.5	6	
105-750-08B	White Acetal	8.7	5.5	6	17
105-750-09.5	White Acetal	10	5.5	6	
105-750-09.5B	White Acetal	10	5.5	6	30
105-750-10	White Acetal	10.5	5.5	6	
105-750-11	Black Nylon	11.5	7.5	0	
105-750-12	Black Nylon	12.4	5	0	
105-750-12.7	Black Nylon	12.8	7.5	0	

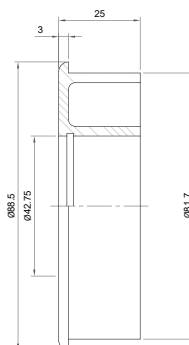
755 Precision Bearing

Load Capacity	200kg
Materials	Zinc plated steel housing and bush
Tube Sizes	Ø76 x 2.3mm Galvanised Steel Ø76 x 3.2mm Galvanised Steel
Bore Diameters	Ø12mm Ø16mm Ø19mm
Part Numbers	105-755-16 105-755-19
Examples of Use	Heavy duty precision bearing suitable for driven rollers or continuous running.



890 Reducer Bush

Load Capacity	As per bearing used
Materials	White ABS
Tube Sizes	Ø89 x 3.8mm PVC
Bore Diameters	See range of 48mm bearings e.g. 480 and 482.
Part Numbers	105-890-05 105-890-06 105-890-08 105-890-08B 105-890-09.5 105-890-09.5B 105-890-10 105-890-11 105-890-12 105-890-12.7



897 Precision Bearing



Part Numbers	Bush Material	Bore Size 'B' (mm)	Extension 'E' (mm)
105-897-16	Black Nylon	16	10
105-897-20	Black Nylon	20	7.75

1147 Precision Bearing

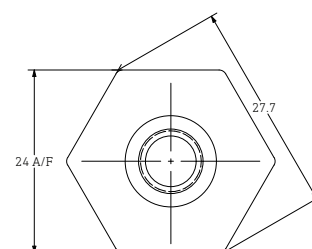


Part Numbers	Bush Material	Bore Size 'B' (mm)	Extension 'E' (mm)
105-1147-16	Black Nylon	16	9.5
105-1147-20	Black Nylon	20	7.25

TR4 Reducer Bush

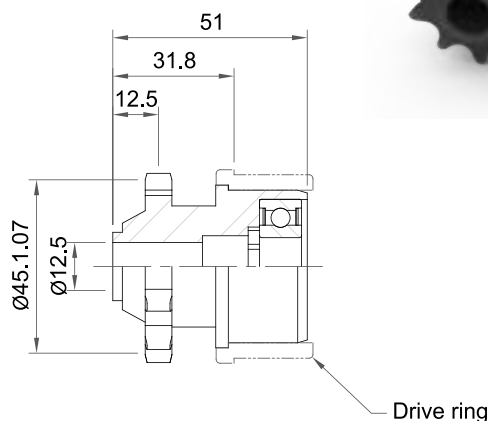
Blind Pins

Technical drawing of a mechanical part with dimensions: 32.5, 12, Ø12, M8, and Ø1.



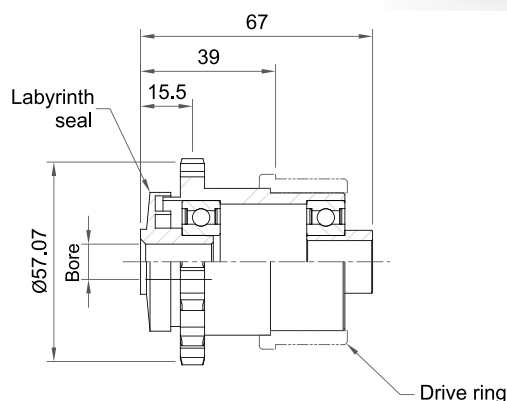
Z11S Sprocket

Specifications	11 Teeth Single Row 1/2" Pitch Fixed (F) or Loose (L) Drive
Materials	Black nylon body with black nylon bush bearing (outer) and 6202 precision bearing (inner)
Tube Sizes	Fits range of tube sizes with adaptors (see drive ring details)
Bore Diameters	12mm (other sizes special order)
Part Numbers	107-Z11SF-12 107-Z11SL-12
Options	Stainless Steel Precision Bearing (SS) Blind bush on outer



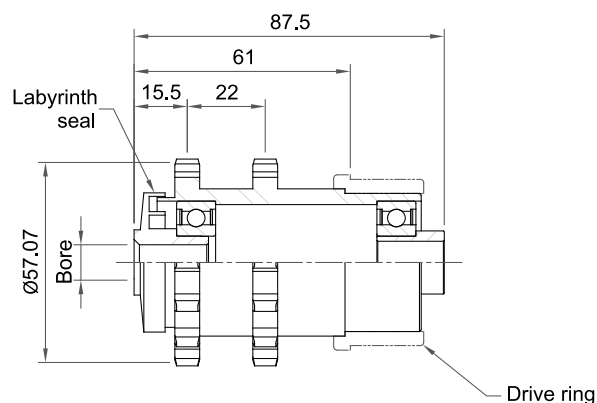
Z14S Sprocket

Specifications	14 Teeth Single Row 1/2" Pitch Fixed (F) or Loose (L) Drive
Materials	Black nylon body with black polypropylene labyrinth and reducer bush. 6202Z bearing
Tube Sizes	Fits range of tube sizes with adaptors (see drive ring details)
Bore Diameters	Ø8mm Ø10mm Ali Q/D 11mm Hex Ø12mm
Part Numbers	107-Z14SF-12 107-Z14SL-12
Options	Stainless Steel Precision Bearing (SS)



Z14D Sprocket

Specifications	14 Teeth Double Row 1/2" Pitch Fixed (F) or Loose (L) Drive
Materials	Black nylon body with black polypropylene labyrinth and reducer bush. 6202Z bearing Zinc plated steel type (ZM14D) with hardened teeth. 6002RS bearing
Tube Sizes	Fits range of tube sizes with adaptors (see drive ring details)
Bore Diameters	Ø8mm Ø10mm Ali Q/D 11mm Hex Ø12mm
Part Numbers	107-Z14DF-12 107-Z14DL-12 107-ZM14DF-12 107-ZM14DL-12
Options	Stainless Steel Precision Bearing (SS)



SPROCKETS & PULLEYS

ZMW14D 50mm Sprocket

Specifications	Weld in 14 Hardened Teeth Double Row 1/2" Pitch
Materials	Zinc plated steel body. 6202Z bearing
Tube Sizes	Ø50 x 1.5mm Galvanised Steel Tube
Bore Diameters	Ø8mm Ø10mm Ali Q/D 11mm Hex Ø12mm
Part Numbers	107-ZMW14D-50
Options	Stainless Steel Precision Bearing (SS)




ZMW14D 60mm Sprocket

Specifications	Weld in 14 Hardened Teeth Double Row 1/2" Pitch
Materials	Zinc plated steel body. 6202Z bearing
Tube Sizes	Ø60 x 2.3mm Galvanised Steel Tube
Bore Diameters	Ø8mm Ø10mm Ali Q/D 11mm Hex Ø12mm
Part Numbers	107-ZMW14D-60
Options	Stainless Steel Precision Bearing (SS)



ZHMW14D 89mm Sprocket

Specifications	Weld in 14 Hardened Teeth Double Row 5/8" Pitch
Materials	Zinc plated steel body. 6204RS bearing
Tube Sizes	Ø89 x 3.2mm Galvanised Steel Tube
Bore Diameters	Ø12mm Ø16mm Ø20mm
Part Numbers	SP28
Options	Stainless Steel Precision Bearing (SS)

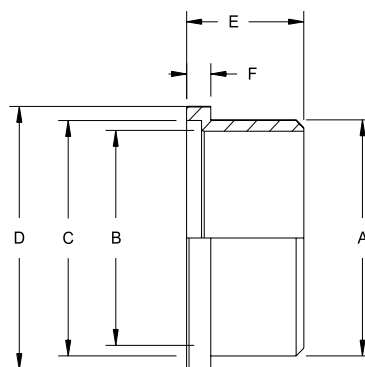


Contact us for sprocket dimentions

Drive Rings

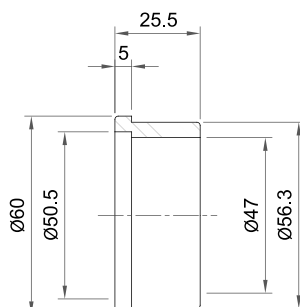
Materials	Fixed (F) - Black Nylon Loose (L) - Black Acetal
Tube Sizes	Ø50 x 2.7mm Dynopipe Ø50 x 1.5mm Galvanised Steel Ø50 x 1.5mm Stainless Steel 60mm Adaptors 89mm Adaptors
Part Numbers	107-ZMW14D-60

	Fixed 2.8	Loose 2.8	Fixed 1.5	Loose 1.5
A	44.7mm	44.6mm	47.25mm	47.2mm
B	39.3mm	40.6mm	39.4mm	40.6mm
C	42.5mm	44.6mm	42.6mm	44.6mm
D	50mm	49.7mm	50mm	50mm
E	25.2mm	25.2mm	25.2mm	25.2mm
F	5mm	5mm	5mm	5mm



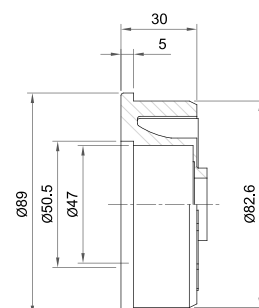
AD60 Adaptor

Materials	Black nylon
Tube Sizes	Ø60.3 Galvanised and Stainless Steel, machined to suit tube thickness
Part Numbers	K12



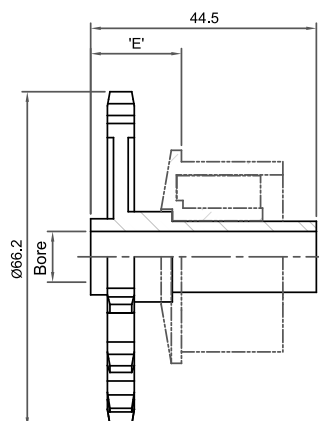
AD89 Adaptor

Materials	Black polycarbonate
Tube Sizes	Ø89 x 3.2mm Galvanised Steel Ø89 x 3mm Stainless Steel
Part Numbers	K13



SP6 / SP10 Sprocket

Specifications	15 Tooth Single Row 1/2" Pitch
Materials	White Acetal
Tube Sizes	Fits range of end caps with either 6.5mm or 10mm bush
Bore Diameters	6.5mm 10mm
Part Numbers	107-SP6 107-SP10

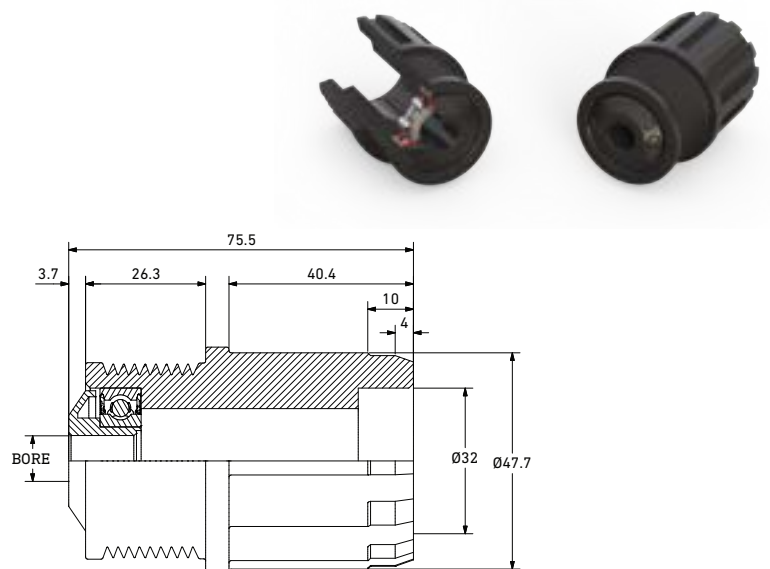


Bushed End Cap	420 (P32D)	480 (P40D)	510 (S2)	600 (P50C)	750 (P65C)
Extension 'E' (mm)	18.45	18.20	18.45	18.20	18.45

SPROCKETS & PULLEYS

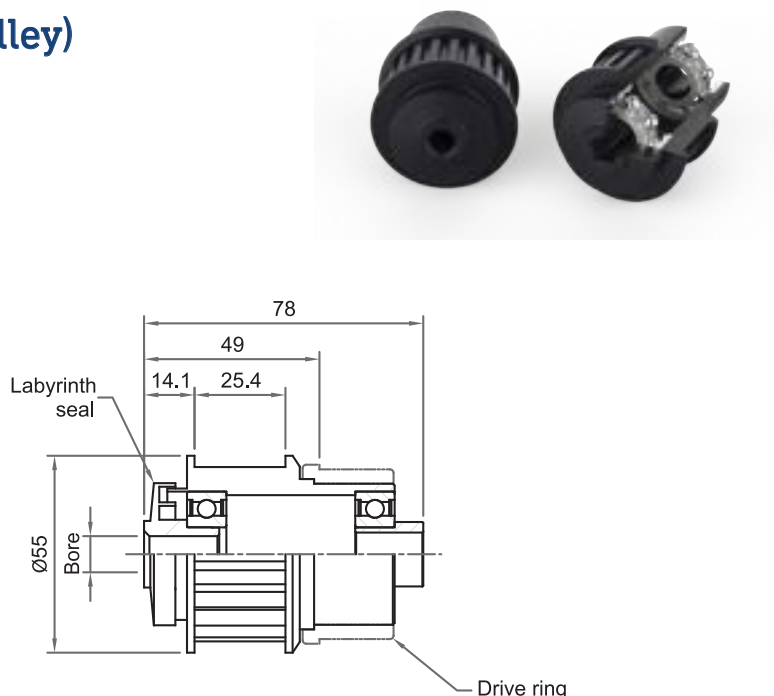
Mini-V Pulley (Poly V)

Specifications	9 Vee's Fixed
Materials	Black nylon body with 6002 bearing
Tube Sizes	Ø50 x 1.5mm Galvanised Tube Ø50 x 1.6mm Stainless Tube
Bore Diameters	11mm Hex (other sizes special order)
Part Numbers	107-MVP
Options	Stainless Steel Precision Bearing Zinc Plated Steel Body (ZP)



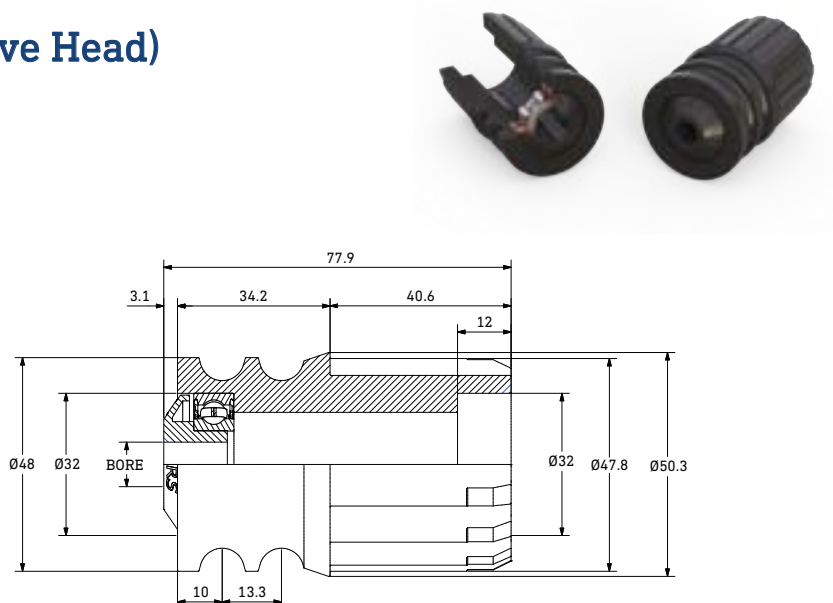
Tooth Belt Pulley (Timing Belt Pulley)

Specifications	20 Teeth 8mm Pitch Fixed (F) or Loose (L) Drive
Materials	Black nylon body with black polypropylene labyrinth and reducer bush
Tube Sizes	Fits range of tube sizes with adaptors (see drive ring details)
Bore Diameters	Ø8mm Ø10mm Ali Q/D 11mm Hex Ø12mm
Part Numbers	107-TB20
Options	Stainless Steel Precision Bearing



O-Band Pulley (Round Belt Drive Head)

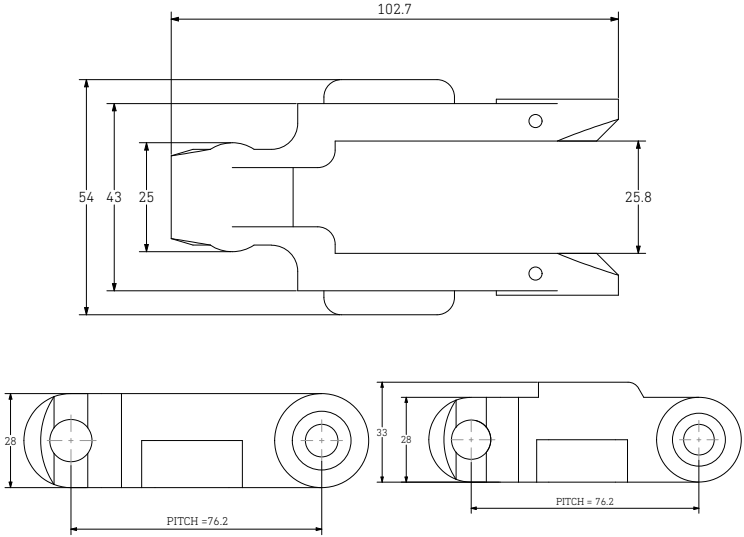
Specifications	Double Groove O-Band Pulley Fixed
Materials	Black Nylon
Tube Sizes	Ø50 x 1.5mm Galvanised Tube Ø50 x 1.5mm Stainless Tube
Bore Diameters	11mm Hex (other sizes special order)
Part Numbers	107-DG0RP
Options	Stainless Steel Precision Bearing



Dyno 300 (3" Pitch) Chain

Full engineering data including compression and tension drawings available on request.

Chain Link Materials	White Acetal
Workable Temperature Range	-40°C to 80°C
Minimum Side Radius	750mm
Max Average Recommended Continuous Working Load	300kg
Pin Size	Ø9.5mm Stainless Steel
Pin Configurations	Short Pin (SP) Right Hand Extended (RH) Left Hand Extended (LH) Double Extended (DP)
Part Numbers	101-300-A-SP 101-300-A-RH 101-300-A-LH 101-300-A-DP
Options	Top Tabbed Chain Links Retainer Pins



LUGGED

TOP TABBED

Pin Configurations



SHORT PIN



RIGHT EXTENDED PIN



LEFT EXTENDED PIN

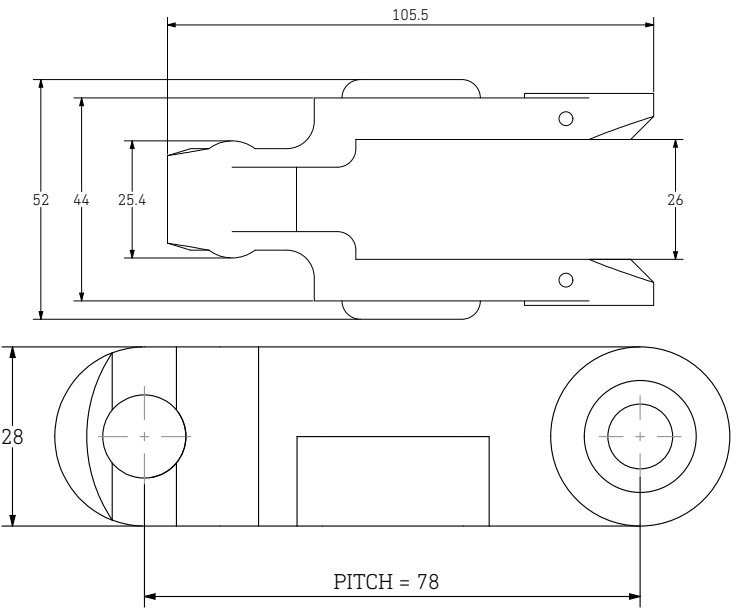


DOUBLE EXTENDED PIN

Dyno 300 (3" Pitch) Chemical Resistant Chain

Full engineering data including compression and tension drawings available on request.


Chain Link Materials	Green Polypropylene
Workable Temperature Range	0°C to 60°C
Minimum Side Radius	750mm
Max Average Recommended Continuous Working Load	150kg
Pin Size	Ø10mm Stainless Steel
Pin Configurations	Short Pin (SP) Left Hand Extended (LH) Right Hand Extended (RH) Double Extended (DP)
Part Numbers	101-300-P-SP 101-300-P-RH 101-300-P-LH 101-300-P-DP
Options	Retainer Pins
Examples of Use	Where resistance to chemicals is required.



Pin Configurations



SHORT PIN



RIGHT EXTENDED PIN



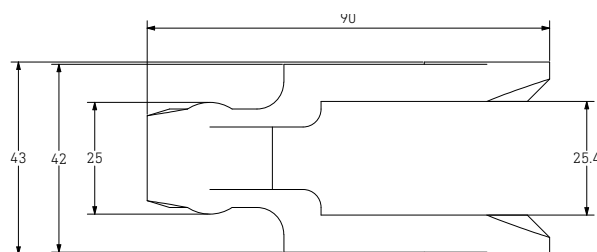

LEFT EXTENDED PIN



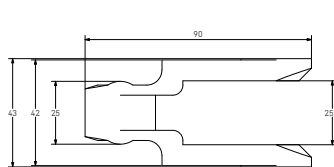
DOUBLE EXTENDED PIN

Dyno 600 (2.5" Pitch) Chain

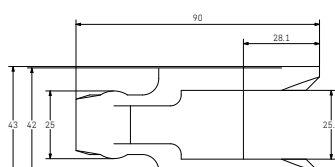
Chain Link Materials	White Acetal
Workable Temperature Range	-40°C to 80°C
Minimum Side Radius	750mm
Max Average Recommended Continuous Working Load	300kg
Pin Size	Ø9.5mm Stainless Steel
Pin Configurations	Short Pin (SP) Left Hand Extended Pin (LH) Right Hand Extended Pin (RH) Double Extended Pin (DP)
Part Numbers	101-600-A-SP 101-600-A-RH 101-600-A-LH 101-600-A-DP
Options	Lugged Chain Links (T) Closed Top Chain Links (C)



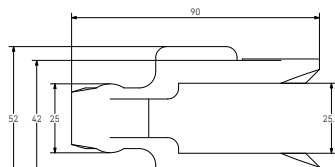
Chain Link Options



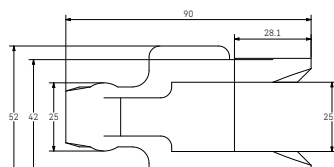
UNLUGGED



UNLUGGED CLOSED TOP



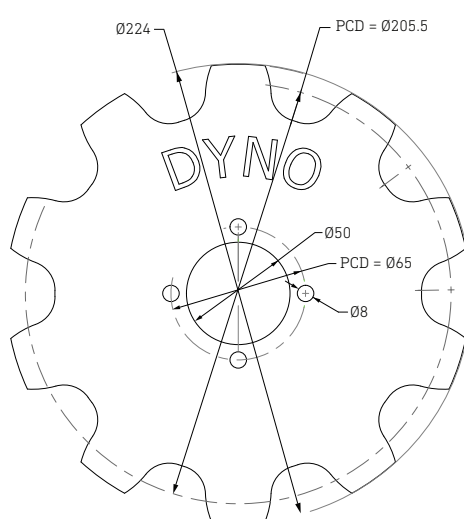
LUGGED



LUGGED CLOSED TOP

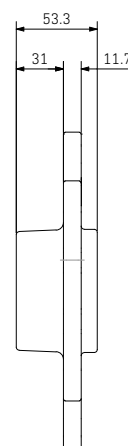
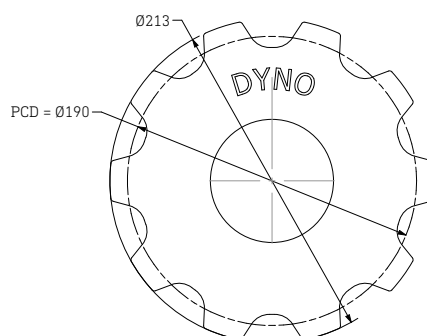
Dyno 600 - 10 Tooth UHMWPE Sprocket

Specifications	10 Tooth
Materials	UHMWPE
Bore Diameter	50mm
Part Numbers	102-600-U-10T



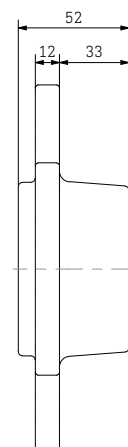
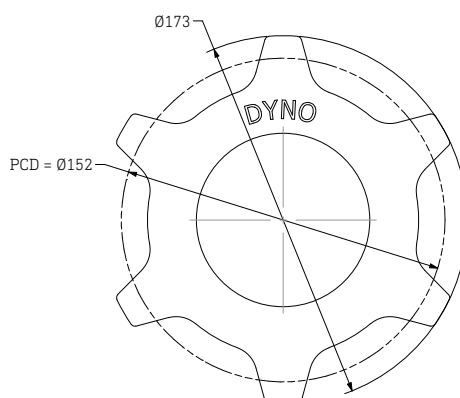
Dyno 600 - 10 Tooth Aluminium Sprocket

Specifications	10 Tooth
Materials	Aluminium
Bore Diameter	Supplied blank can be bored and keyed for additional cost
Part Numbers	102-600-A-10T



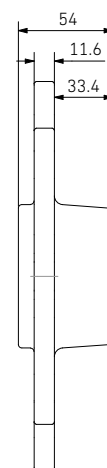
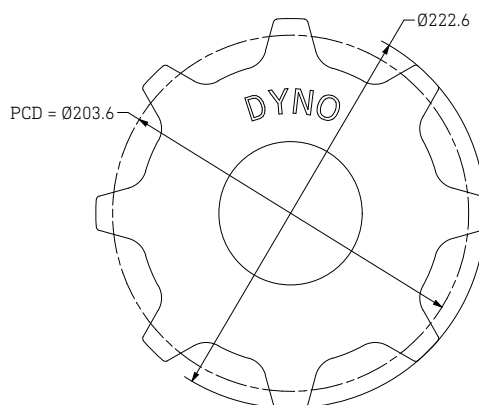
Dyno 300 - 6 Tooth Aluminium Sprocket

Specifications	6 Tooth
Materials	Aluminium
Bore Diameter	Supplied blank - can be bored and keyed for additional cost
Part Numbers	102-300-A-6T



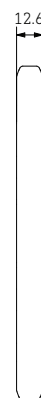
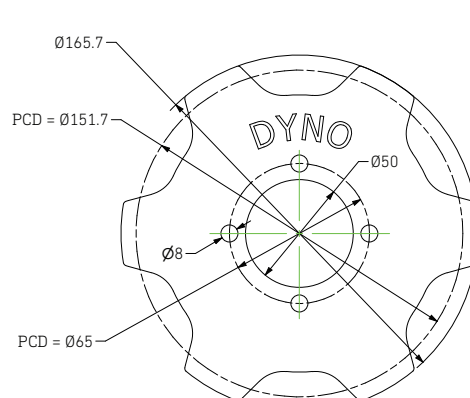
Dyno 300 - 8 Tooth Aluminium Sprocket

Specifications	8 Tooth
Materials	Aluminium
Bore Diameter	Supplied blank - can be bored and keyed for additional cost
Part Numbers	102-300-A-8T



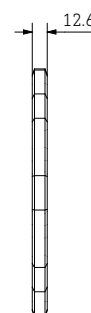
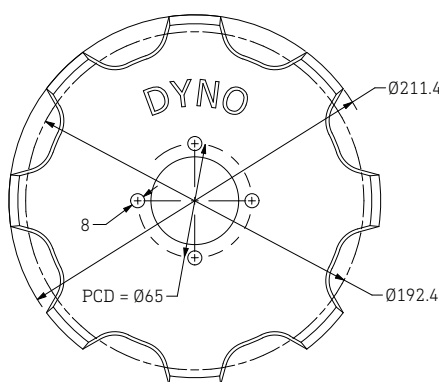
Dyno 300 - 6 Tooth UHMWPE Sprocket

Specifications	6 Tooth
Materials	UHMWPE
Bore Diameter	50mm
Part Numbers	102-300-U-6T



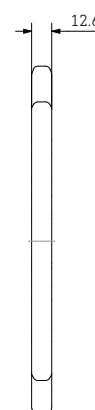
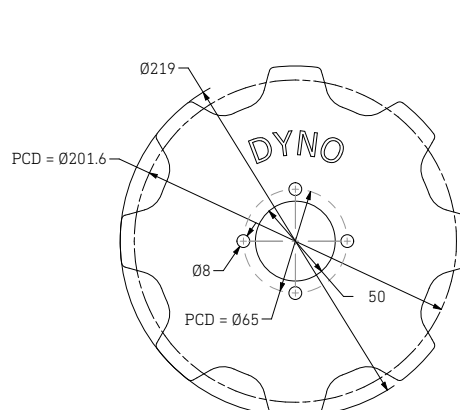
Dyno 300 - 8 Tooth UHMWPE Sprocket

Specifications	8 Tooth
Materials	UHMWPE
Bore Diameter	50mm
Part Numbers	102-300-U-8T



Dyno 300 - 8 Tooth Polypropylene Sprocket (suits Chemical Resistant Chain)

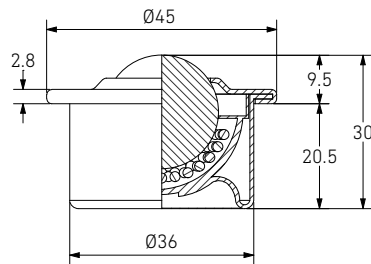
Specifications	8 Tooth
Materials	Polypropylene
Bore Diameter	50mm
Part Numbers	102-300-P-10T



BALL TRANSFERS

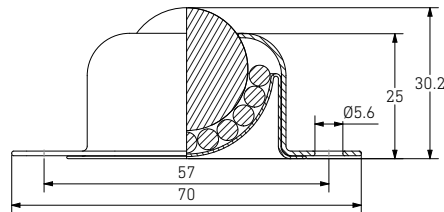
522 Drop In Unit

Load Capacity	160kg
Load Ball Diameter	Ø22.2mm
Materials	Carbon steel ball and housing
Part Numbers	110-BT522-0-13



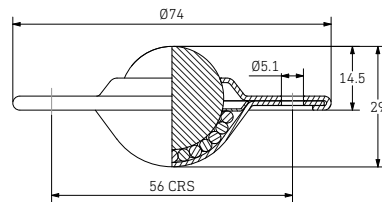
253 Base Fixing Unit

Load Capacity	50kg
Load Ball Diameter	Ø25.4mm
Materials	Carbon steel ball and housing
Options	Stainless steel ball and housing Nylon ball and carbon steel housing (N)
Part Numbers	110-BT253-B 110-BT253-BS 110-BT253-BN



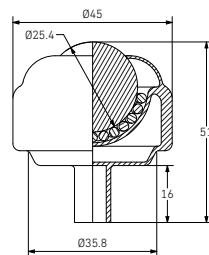
253 Flange Fixing Unit

Load Capacity	50kg
Load Ball Diameter	Ø25.4mm
Materials	Carbon steel ball and housing
Options	Stainless steel ball and housing (S)
Part Numbers	110-BT253-F 110-BT253-FS



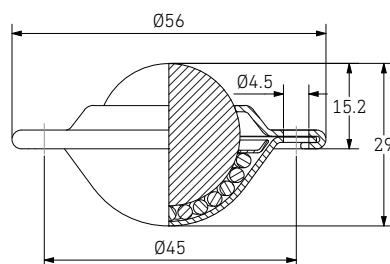
253 Male Thread Fixing Unit

Load Capacity	50kg
Load Ball Diameter	Ø25.4mm
Materials	Carbon steel ball and housing
Part Numbers	110-BT253-MT



254 Flange Fixing Unit

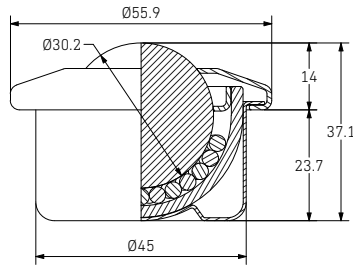
Load Capacity	55kg
Load Ball Diameter	Ø25.4mm
Materials	Carbon steel ball and housing
Options	Stainless steel ball and housing (S)
Part Numbers	110-BT254-F 110-BT254-FS



BALL TRANSFERS

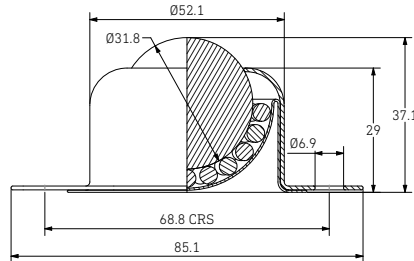
303 Drop In Unit

Load Capacity	300kg
Load Ball Diameter	Ø30mm
Materials	Carbon steel ball and housing
Part Numbers	110-BT303-P



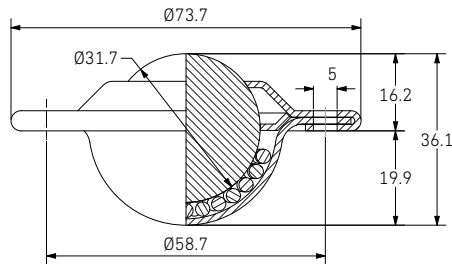
323 Base Fixing Unit

Load Capacity	100kg
Load Ball Diameter	Ø32mm
Materials	Carbon steel ball and housing
Part Numbers	110-BT323-B



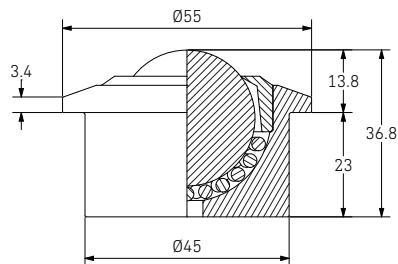
32743 Flange Fixing Unit

Load Capacity	125kg
Load Ball Diameter	Ø31.7mm
Materials	Stainless steel ball and housing
Part Numbers	110-BT32743-15



805 Heavy Duty Unit

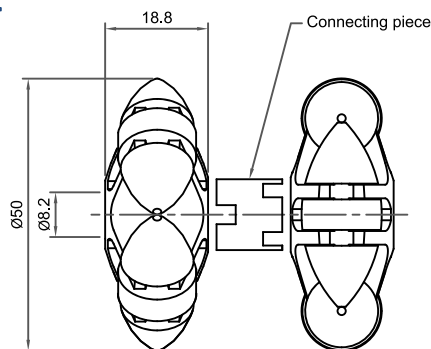
Load Capacity	350kg
Load Ball Diameter	Ø30mm
Materials	Carbon steel ball and housing
Options	Stainless steel ball and carbon steel housing (16)
Part Numbers	110-BT805-30-13 110-BT805-30-16



Many others in stock. Contact us with any enquiries

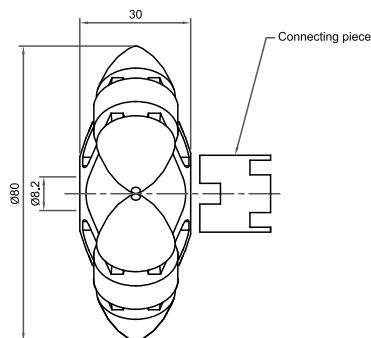
50mm Multi Directional Roller

Load Capacity	5kg
Materials	Black acetal core with grey acetal rollers and stainless steel axles
Options	Single Wheel (S) Double Wheel (D) Joiner Clip (J)
Part Numbers	110-MTR50-S 110-MTR50-D 110-MTR50-J



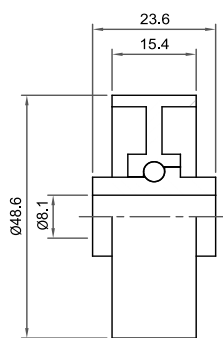
80mm Multi Directional Roller

Load Capacity	20kg
Materials	Black acetal core with grey acetal rollers and stainless steel axles
Options	Single Wheel (S) Double Wheel (D) Joiner Clip (J)
Part Numbers	110-MTR80-S 110-MTR80-D 110-MTR50-J



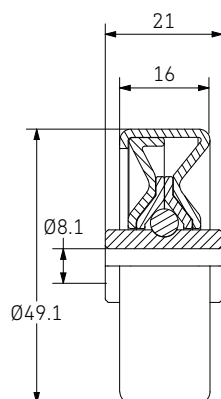
Acetal Skate Wheel

Load Capacity	20kg
Materials	Machined white acetal with stainless steel balls and nylon cage
Part Numbers	112-482-8/24




Steel Skate Wheel

Load Capacity	30kg
Materials	Zinc plated steel
Part Numbers	112-482-8/24



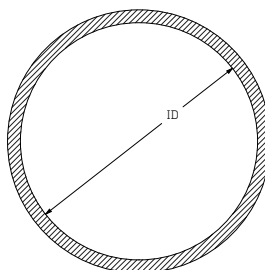
Urethane Drive Bands

Material Options	Ø4.75mm Clear Urethane Ø5.2mm Blue High Strength Urethane Also available in different hardness'. For example, strengths including jungle bands for hot and humid conditions, and low temperature for freezer environments.
Recommended Initial Stretch Factors	Clear Urethane - 10% Stretch Blue Urethane - 20% Stretch
Temperature Range	-20°C to 60°C (may harden and set at low temperature if not continuously run, or stretch at high temperature)



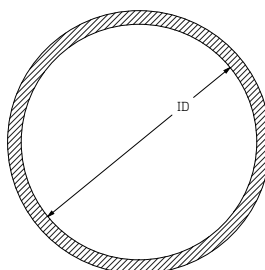
DB96 Urethane Drive Band

Applications	Suits main drive - lineshaft to Ø50mm roller with center distance of 110 to 120mm	
Material Options	Ø4.75mm Clear Urethane	Ø5.2mm Blue High Strength Urethane
Dimensions	ID = Ø96mm 318mm overall length	ID = Ø84mm 282mm overall length
Part Numbers	114-DB96-C	114-DB96-B



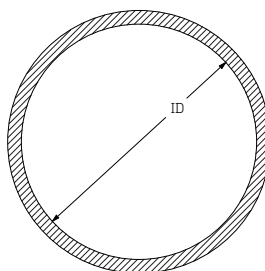
DB90 Urethane Drive Band

Applications	Suits Ø50mm grooved rollers, roller to roller drive at 96mm pitch	
Material Options	Ø4.75mm Clear Urethane	Ø5.2mm Blue High Strength Urethane
Dimensions	ID = Ø90mm 295mm overall length	ID = Ø80mm 266mm overall length
Part Numbers	114-DB90-C	114-DB90-B



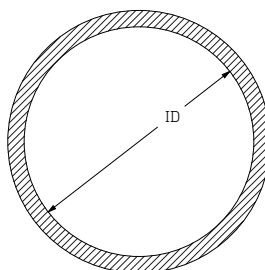
PB7 Urethane Drive Band

Applications	Suits Ø50mm grooved rollers, roller to roller drive at 75-80mm pitch	
Material Options	Ø4.75mm Clear Urethane	Ø5.2mm Blue High Strength Urethane
Dimensions	ID = Ø81mm 270mm overall length	ID = Ø73mm 248mm overall length
Part Numbers	114-PB7-C	114-PB7-B



DB73 Urethane Drive Band

Applications	Suits Ø50mm grooved rollers, roller to roller drive at 64mm pitch	
Material Options	Ø4.75mm Clear Urethane	Ø5.2mm Blue High Strength Urethane
Dimensions	ID = Ø73mm 245mm overall length	ID = Ø68mm 228mm overall length
Part Numbers	114-DB73-C	114-DB73-B




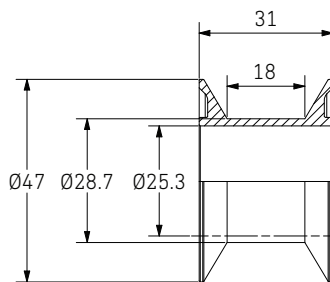
Emergency Drive Band

Applications	Used for temporary replacement of worn out or damaged urethane bands as they are easily installed without dropping lineshafts
Materials	U.V resistant twisted black polyurethane with stainless steel connector
Stretch Factor	17%
Dimensions	275mm overall length 330mm overall length 238mm overall length
Part Numbers	114-DBE-275 114-DBE-330 114-DBE-238




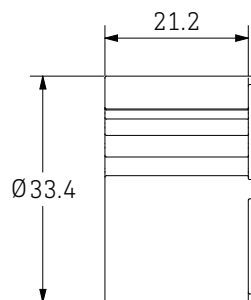
Lineshaft Spool

Applications	To suit both 1" and 25mm lineshafts, spools float on the shaft preventing belts from wearing out and allow rollers to stop if objects get caught in rollers.
Materials	White acetal.
Part Numbers	103-SP1



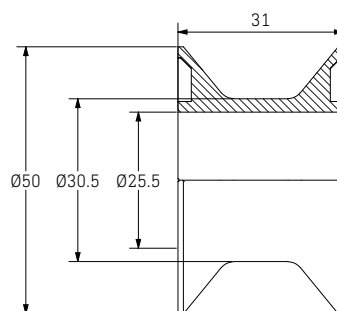
Clip Locks

Applications	To fit Ø25mm lineshaft
Materials	White acetal
Part Numbers	103-SPL



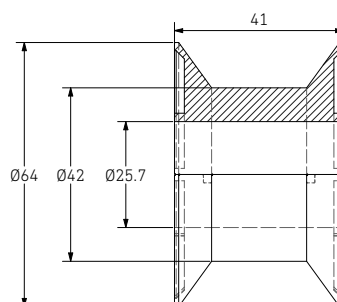
Lineshaft Split Spool

Applications	Two piece spool used for emergency replacements
Specifications	Suits Ø25mm lineshaft
Materials	Red acetal.
Part Numbers	103-SPS-R



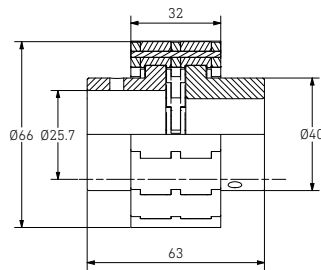
Lineshaft Speed Up Spool

Applications	To speed up conveyor
Materials	Green Acetal
Part Numbers	103-SPS-G




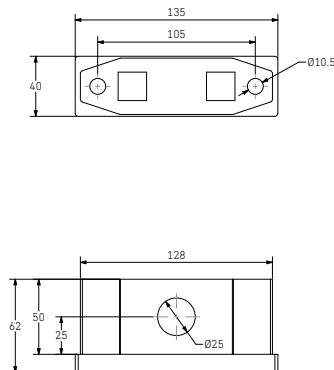
Coupling Chain and Sprocket

Applications	Easily join lineshaft conveyor sections together
Specifications	14T 1/2" pitch sprockets with safe and clean plastic wrap around chain and connecting pin
Materials	Stainless steel (SS) or zinc plated (ZP) sprockets and poly acetal chain with stainless steel links
Part Numbers	103-TBCC-ZP 103-TBCC-SS 103-TBCC (Chain only + joiner pin)



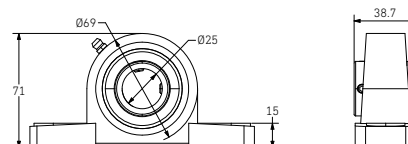
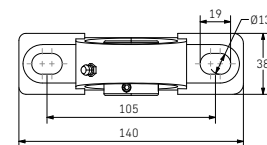
Lineshaft Bearing Block

Applications	Bearing block assembly for wash down or stainless steel lineshaft conveyor systems. Used as replacement bearing for standard 25mm pillow block housing and bearing.
Specifications	Suits Ø25mm lineshaft
Materials	Blue high grade acetal
Part Numbers	103-TBLB (Whole assembly) 103-TB01 (Blue half only)



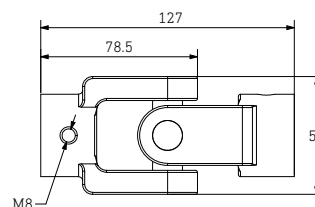
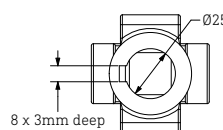
UCP205 Bearing and housing

Applications	Bearings used on mild steel lineshaft conveyor systems
Specifications	Suits Ø25mm lineshaft
Materials	Cast iron housing with sealed precision bearings
Part Numbers	103-UCP205
Options	Plastic housing with stainless UC205 bearing



Universal Joint

Applications	Lineshaft conveyor bends
Specifications	Suits 25mm lineshaft Other sizes and double jointed units also available on request
Materials	Cast iron
Part Numbers	103-SUJ25



Universal Joint Cover


Applications	Fits over universal joint on lineshaft conveyors and helps extend life of universal joints in heavy washdown areas.
Materials	PVC
Part Numbers	103-TUGC



Minibelt 32mm Tail Drum

Technical Data

Tube Materials	Ø33.4mm x 3.38mm Crowned Stainless Steel machined down to Ø32mm OD
Bearing Type	6902 Stainless Steel Precision with Tail Bush
Shaft Sizes	11mm Hex
Shaft Materials	Stainless Steel
Shaft Type	Fixed

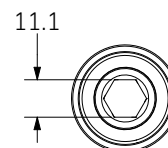
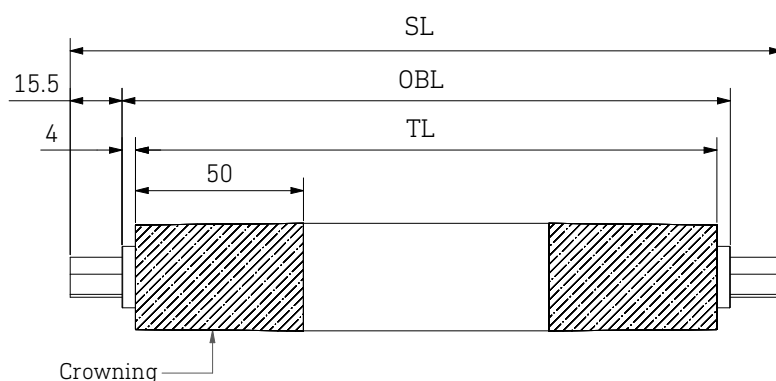


Dimensions

SL = Shaft length

OBL = Over bearing length, length of rollers measured from outside of bearings

TL = Tube length



Slimline 60mm Tail Drum

Technical Data

Tube Materials	Ø60.3mm x 3.6mm Crowned Galvanised Steel Ø60.3mm x 2.77mm Crowned Stainless Steel
Bearing Type	6204 (ZZ or SS) precision bearing in polyprop housing
Shaft Sizes	Ø20mm
Shaft Materials	Mild Steel Stainless Steel
Shaft Type	Fixed

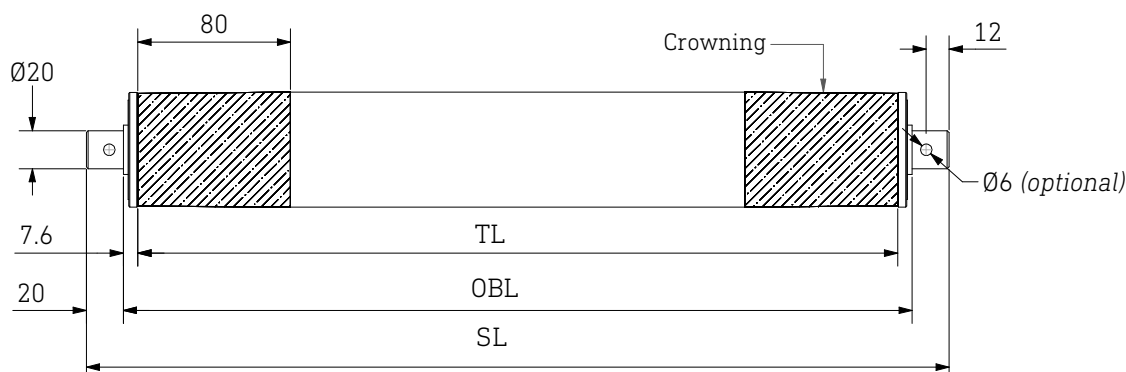


Dimensions

SL = Shaft length

OBL = Over bearing length, length of rollers measured from outside of bearings

TL = Tube length



Tranzbelt 114mm Drive Drum

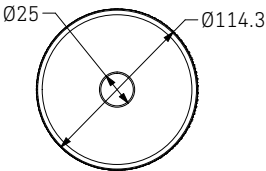
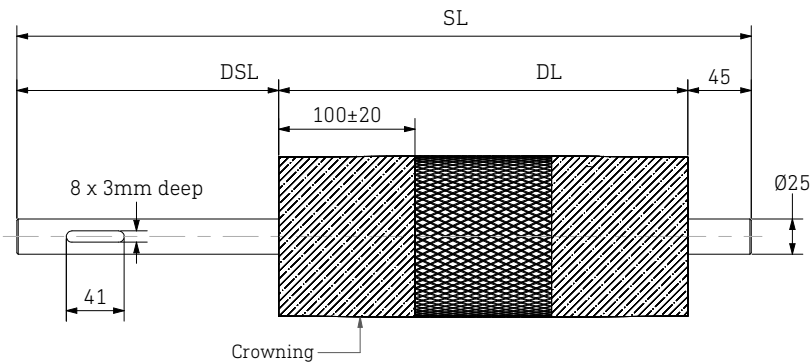
Technical Data

Tube Materials	Ø114.3 x 6.2mm Crowned Zinc Plated Mild Steel (other options available)
Endplates	Welded
Shaft Sizes	Ø25mm (other options available)
Shaft Materials	Mild Steel
Shaft Type	Fixed
Options	Knurling or Rubber Lagging
Standard Drum Lengths (DL)	140mm (200mm belt width) 290mm (350mm belt width) 440mm (500mm belt width) 590mm (650mm belt width) 740mm (800mm belt width) 940mm (1000mm belt width)



Dimensions

SL = Shaft length
 DL = Drum length
 DSL = Drive shaft length



Tranzbelt 114mm Tail Drum

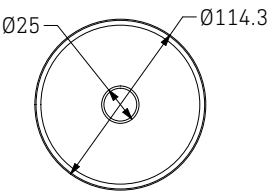
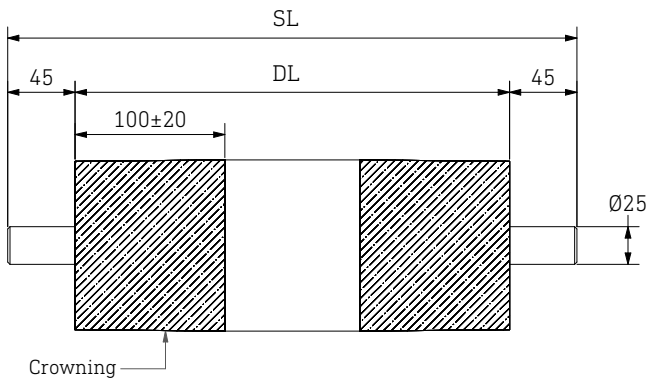
Technical Data

Tube Materials	Ø114.3 x 6.2mm Crowned Zinc Plated Mild Steel (other options available)
Endplates	Welded
Shaft Sizes	Ø25mm (other options available)
Shaft Materials	Mild Steel
Shaft Type	Fixed
Standard Drum Lengths (DL)	140mm (200mm belt width) 290mm (350mm belt width) 440mm (500mm belt width) 590mm (650mm belt width) 740mm (800mm belt width) 940mm (1000mm belt width)



Dimensions

SL = Shaft length
 DL = Drum length



Ø89mm Pallet Conveyor Roller

Technical Data

Tube Materials	Ø88.9 x 2.3mm Zinc Plated Mild Steel (other options available)
Bearing Type	Precision with Steel Housing
Sprocket Specifications	Weld in 14 Tooth 5/8" Pitch Double Row Zinc Plated Steel
Shaft Sizes	Ø16mm
Shaft Materials	Zinc Plated Mild Steel
Shaft Type	Fixed with M8 Female Threads each end
Useable Roller Length	To suit most pallet sizes up to 1250mm
Load Rating	350kg per roller Note: pallet point loading reduces load rating by 1/3

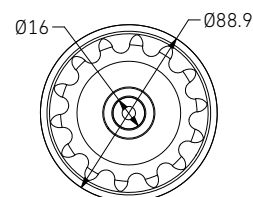
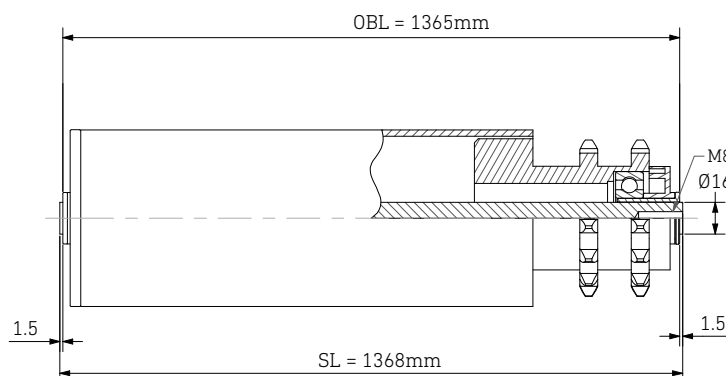


Dimensions

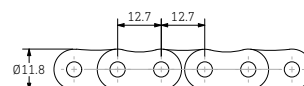
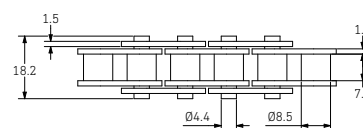
SL = Shaft length

OBL = Over bearing length, length of rollers measured from outside of bearings

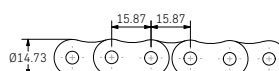
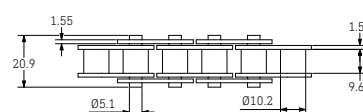
TL = Tube length



1/2" Pitch BS Chain



5/8" Pitch BS Chain

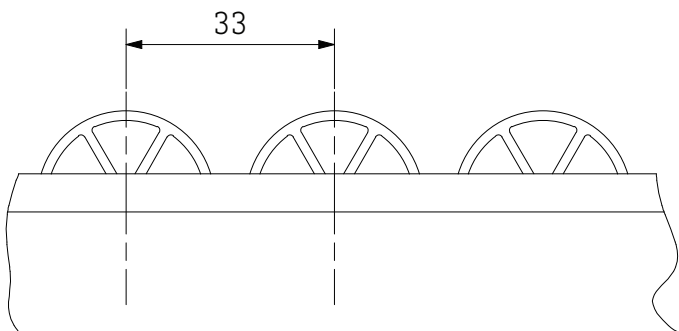
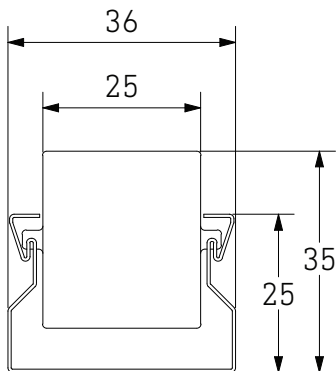


Miniroll Single Wheel Track

Specifications	2376mm Standard Length (other options available) 35mm Wheel Pitch Max load per wheel 20kg
Materials	Robust galvanised steel track with polypropylene wheels and polished steel axles
Part Numbers	119-MR01
Accessories	Strengthening Clip Braking Ramp Non-Return Joiner Mounting Clip
Options	Double Wheel Track Stainless Steel Plastic

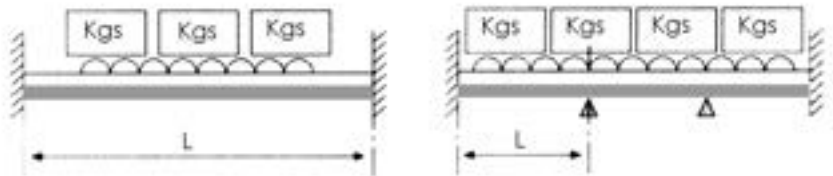


Dimensions



Load Ratings

Span with two Supports (mm)	Max load Per rail (kgs)
600	70
700	50
800	40
900	30
1000	25
1100	20
1200	18
1300	15
1400	12
1500	10



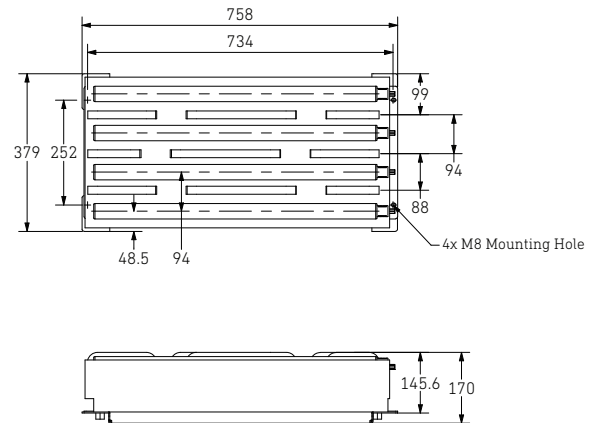
Span with more than two supports (mm)	Max load Per rail (kgs)
570	100
660	80
800	70
1000	50
1330	25

24V CONVEYOR TRANSFER MODULES

F-RAT S300 Flat Right Angle Transfer Module

Full specifications and operating manual available on request.

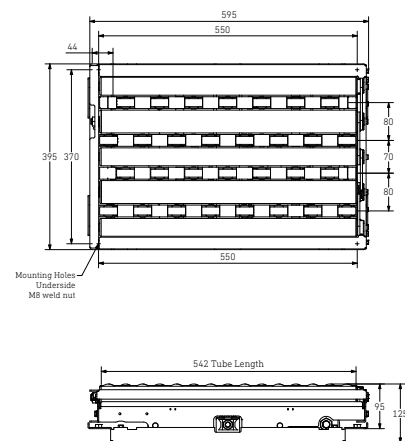
Model Number	F-RAT-S- (speed) (signal type) - (size) - (type)
Transfer Speed	17 - 17m/min 60 - 60m/min 90 - 90m/min
Signal Type Selection	N - NPN Signal P - PNP Signal
Available Sizes	A - 379mm wide x 758mm long B - 497mm wide x 758mm long C - 597mm wide x 758mm long D - 697mm wide x 758mm long
Max Transferable Weight	50kg



F-RAT NX75 Flat Right Angle Transfer Module

Full specifications and operating manual available on request.

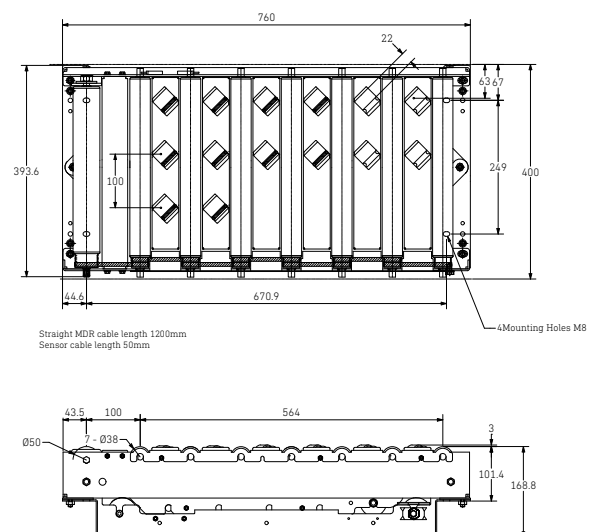
Model Number	F-RAT-NX75- (motor type) (speed) - (size) - (controller) (input signal type)
Motor Type	F - FE (10 pin connector)
Transfer Speed	17 - 17m/min 60 - 60m/min
Available Sizes	Widths - 395mm, 495mm, 595mm, 695mm or 795mm Lengths - 595mm, 745mm, 895mm
Controller	E - EtherNet I/P Communication C - Standard
Input Signal	N - NPN I/O Type P - PNP I/O Type
Max Transferable Weight	50kg



POP-D Divert Module

Full specifications and operating manual available on request.

Model Number	POP-D- (divert direction) (divert angle) - (speed) (signal type) - (size) (type)
Divert Direction	L - Divert Left R - Divert Right
Divert Angle	30D - 30 Degrees 45D - 45 Degrees
Transfer Speed	60 - 60m/min
Signal Type	N - NPN input / output P - PNP input / output
Available Sizes	A - 394mm wide x 760mm long B - 494mm wide x 760mm long C - 594mm wide x 760mm long D - 694mm wide x 760mm long
Maximum Load Weight	30kg

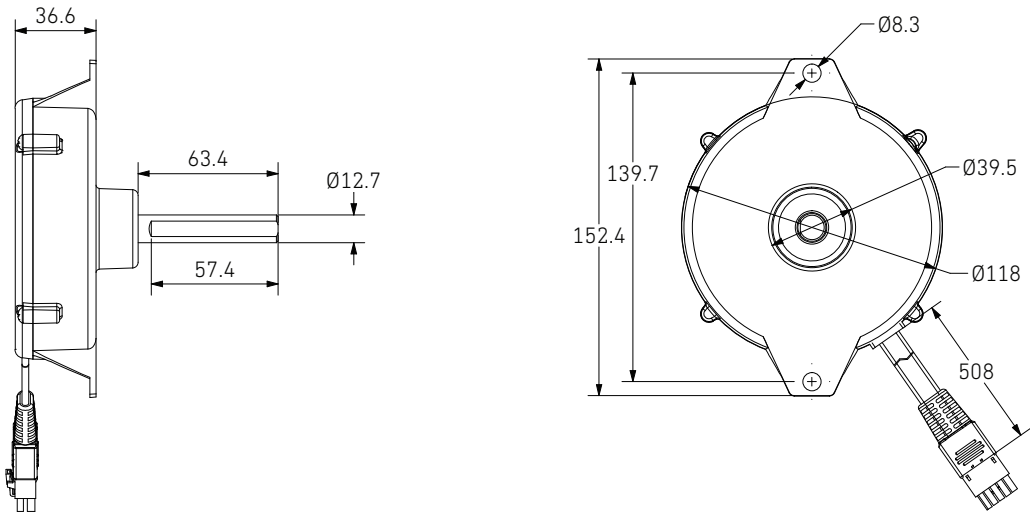


DynoDrive 24v Pancake Motors

Designed specifically for unit handling conveyors, DynoDrive is a Zero Pressure Accumulation (ZPA) System. Exceptionally reliable, quiet and with outstanding design flexibility they are simple and cost-effective to use; consisting of an externally mounted direct drive brushless DC motor, driven by its own individual control card. It is especially well suited for small package conveyors where small diameter rollers, tight roller spacing and narrow conveyor widths are needed.



Dimensions



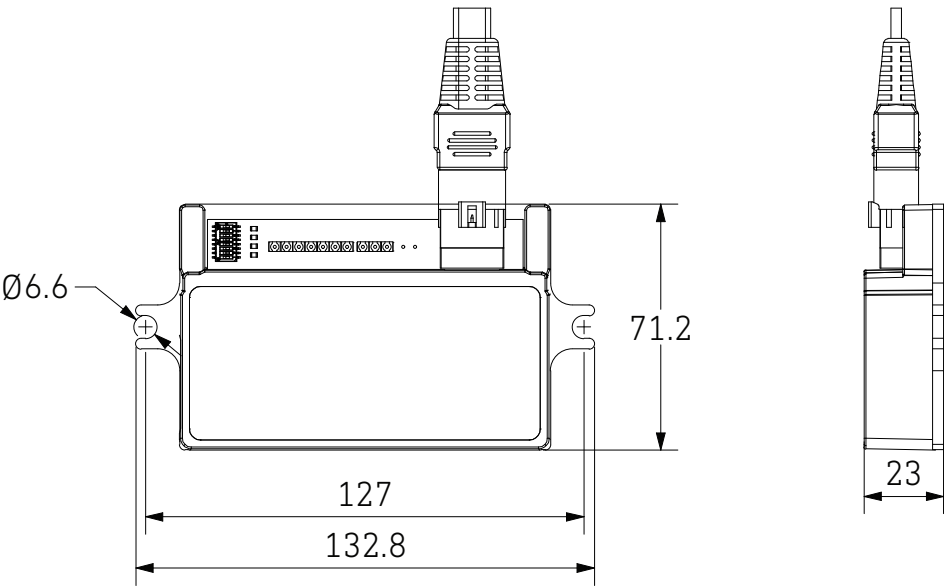
Operating Characteristics

Full specifications and operating manual available on request.

				Inputs			Outputs						
	Part Number	Shaft Type	Shaft (mm)	Voltage (Rated)	Amperage (Rated)	Amperage (No-Load)	Rated Output Watts	Maximum Speed RPM	Torque at Max Speed (in-lbf)	Rated Speed	Torque at Rated Speed (in-lbf)	Minimum Speed	Stall/ Starting Torque (in-lbf)
25W	300985	D-Shaft	63.4	24 VDC	2	0.2	25	350	3	280	8	70	>8
48W	300986	D-Shaft	63.4	24 VDC	3	0.2	48	280	10	250	15	55	>15
	301481	D-Shaft	35										
	301373	Keyed	45.7										
100W	300987	D-Shaft	63.4	24 VDC	4	0.3	60	350	15	350	15	70	>15
	301233	Keyed	45.7										
80W	300988	D-Shaft	63.4	24 VDC	5	0.4	80	450	15	450	15	90	>15
	301234	Keyed	45.7										
100W	300989	D-Shaft	63.4	24 VDC	6	0.5	100	560	15	560	15	110	>15
	301235	Keyed	45.7										
120W	300990	D-Shaft	63.4	24 VDC	7	0.6	120	700	14	700	14	140	>14
	301236	Keyed	45.7										

ZoneLogix Control Cards

Dimensions

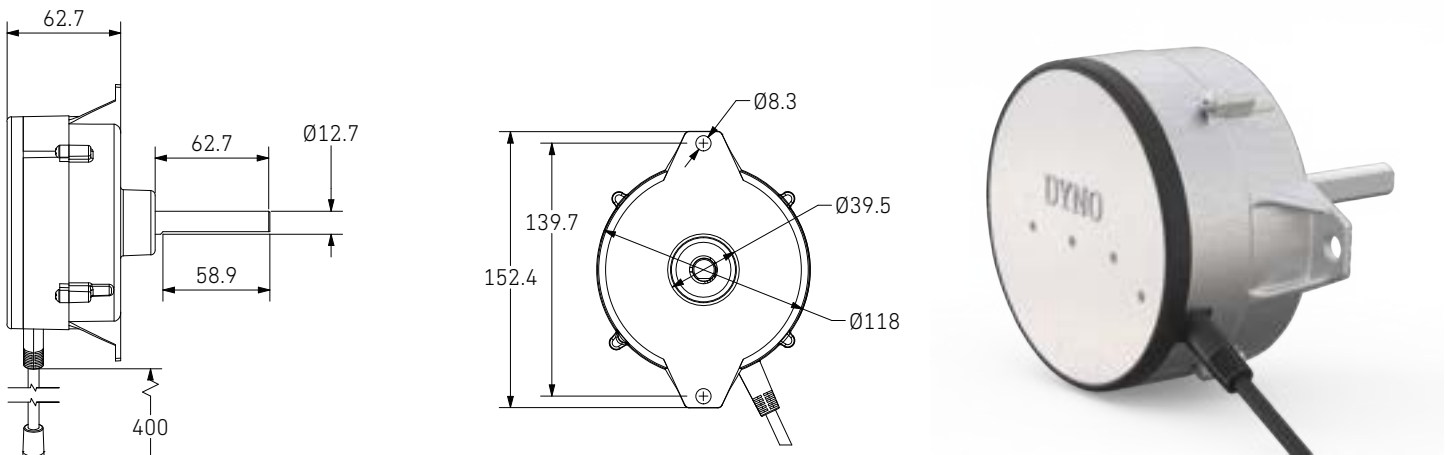


Multiple options available with installation guides available on request.

DynoDrive ONE 24v Pancake Motor

One motor, multiple control options, multiple widths! Designed specifically for unit handling conveyors, DynoDrive ONE is a Zero Pressure Accumulation (ZPA) system that can now be paired with various industry controllers. Exceptionally reliable, quiet and with outstanding design flexibility, they are simple and cost-effective to use.

Dimensions



Operating Characteristics

Full specifications and operating manual available on request.


				Input				Output						
	Part Number	Shaft Type	Shaft (Inches)	Voltage (Rated)	Amperage (Rated)	Amperage (No-Load)	Stall Current	Rated Output Watts	Maximum Speed RPM	Torque at Max Speed	Rated Speed	Torque at Rated Speed (in-lbf)	Minimum Speed	Stall/ Starting Torque
60W	301210	D-Shaft	2.5	24 VDC	4	0.3	2 Amps	60	350	14 lbf-in	350	14	70	25 lbf-in
	301832	D-Shaft	1.375											
	301833	Keyed	1.8											

Ezyroll Gravity Roller Conveyor

A gravity roller conveyor that seamlessly conveys cartons, boxes and crates from A to B. Designed and manufactured in NZ, we can customise to suit any application - be it the width, length, type and number of rollers. Ideal for warehousing or dispatch systems or use as a twinlane system for pallet conveying.

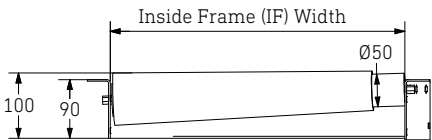
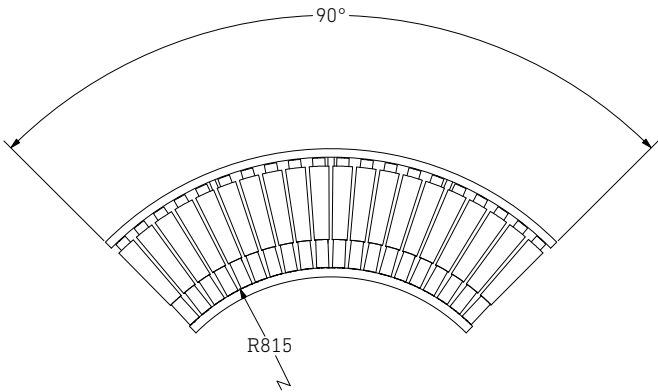
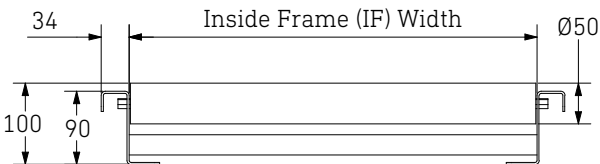
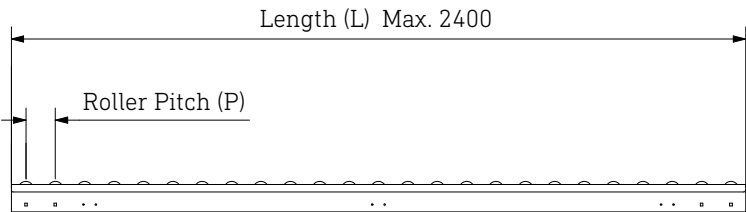
Specifications

Frame TOR Profile	100mm
Construction	2.5mm Steel Thickness with Ali Crossmembers
Finish Options	PC - Powder Coated (Pommel Blue) Mild Steel SS - Stainless Steel (incl. SS Crossmembers for washdown)
Standard Sizes	1,184mm Straight 2,400mm Straight 90° Bend (other sizes available on request)
Inside Frame Widths	200mm - 1200mm in 50mm increments
Standard Hole Size	11mm Hex
Roller Pitch	Min 32mm. Can go up in 32mm increments (i.e. 64mm, 128mm, 160mm, etc...) (frames punched at 32mm centres)
Roller Types	Any of our Ø48mm or Ø60mm roller range (see pages 17-29)
Options	Pedestrian Access Gate High Sides Guide Rails Fixed End Stop Inline Scales with Indicator



Dimensions

L = Overall Length of conveyor
P = Roller Pitch
IF = Width of conveyor measured from the inside of the conveyor frame
TOR = Top of roller




Tranzband (lineshaft) Powered Roller Conveyor

An inbuilt accumulation system and innovative safety features makes this lineshaft conveyor the conveyor of choice in many industries. Easily transfer product, accumulate, move around bends or through gates with this modular design. The basis of the system is a tough polyurethane belt which enables each grooved roller to be independently driven from a common lineshaft.

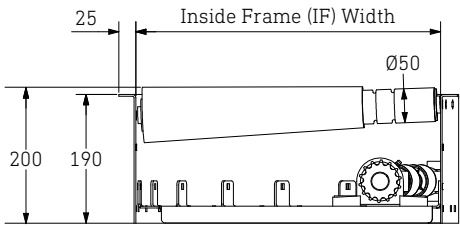
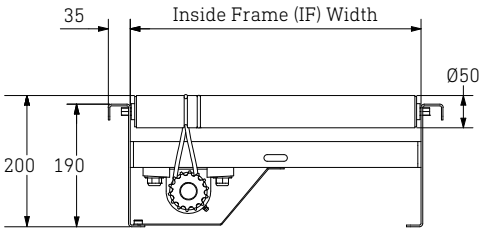
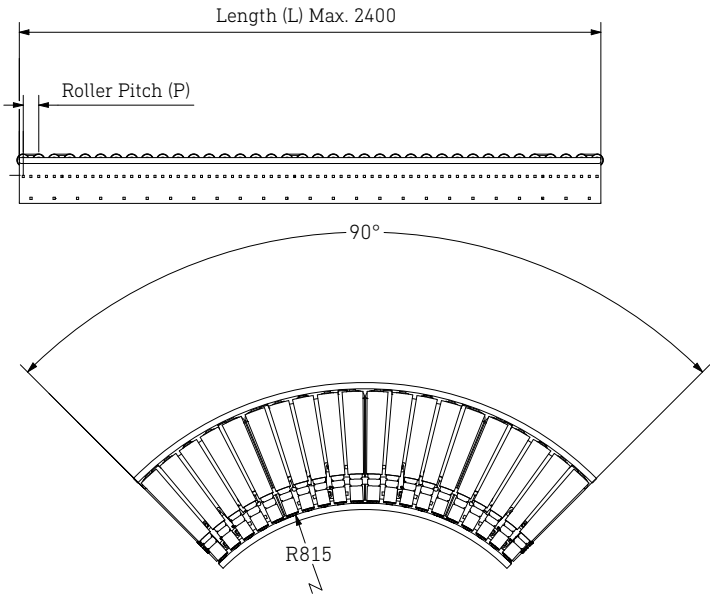
Specifications

Frame TOR Profile	200mm
Construction	2.5mm Steel Thickness with welded angle crossmembers
Finish Options	PC - Powder Coated (Pommel Blue) Mild Steel SS - Stainless Steel (incl. SS Crossmembers)
Lengths	2,400mm Straight 90° Bend (other sizes available on request)
Inside Frame Widths	450mm or 600mm (other sizes available on request)
Standard Hole Size	11mm Hex
Roller Pitch	Min 64mm. Can go up in 32mm increments (i.e. 128mm, 160mm, etc...) (frames punched at 32mm centres)
Roller Types	Any of our Ø48mm or Ø60mm roller range (see pages 17-29)
Options	Pedestrian Access Gate High Sides Guide Rails Chain Transfer Drop Gate



Dimensions

L = Overall Length of conveyor
P = Roller Pitch
IF = Width of conveyor measured from the inside of the conveyor frame
TOR = Top of roller



Tranzband Design Recommendations and Calculations for Drive

- Roller drive - 8kg each when accumulating
- Design the system so that only straight flat sections are used for accumulation where possible
- Maximum length of shaft either side of drive unit = 15m
- Details required for Drive Calculation
 - Pitch of rollers
 - Speed required
 - Total length of straight conveyor used with and without accumulation
 - Number of bends

Power required for bend = 6m of straight without accumulation.
1m of straight used for accumulation = 2m of straight not used for accumulation.

Maximum length of conveyor that can be driven by standard 1/2 0.37kw inline geared motor

Roller Pitch	Speed	
	14mpm	28mpm
64mm	20m	10m
96mm	30m	15m
128mm	40m	20m


mpm = metres per minute
m = metres of straight conveyor not used for accumulation
Double capacity for 1hp 0.75kw drive unit

DynoDrive 50 Powered Roller Conveyor

Designed specifically for unit handling conveyors, DynoDrive is a Zero Pressure Accumulation (ZPA) System consisting of a motor driven roller driving a section of slave or idler rollers.

Specifications

Frame TOR Profile	100mm
Construction	2.5mm Steel Thickness with Ali Crossmembers
Finish Options	PC - Powder Coated (Pommel Blue) Mild Steel SS - Stainless Steel (incl. SS Crossmembers)
Lengths	2,400mm Straight 90° Bend (other sizes available on request)
Inside Frame Widths	450mm, 500mm, 600mm or 650mm
Drive Roller	PM500FE - Ø50mm 24v DC Powered Roller
Nominal Speeds	17m/min or 60m/min
Standard Hole Size	11mm Hex
Roller Pitch	Min 64mm. Can go up in 32mm increments (i.e. 128mm, 160mm, etc...) (frames punched at 32mm centres)
Options	Pedestrian Access Gate High Sides Guide Rails



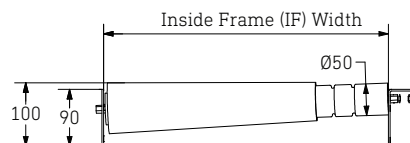
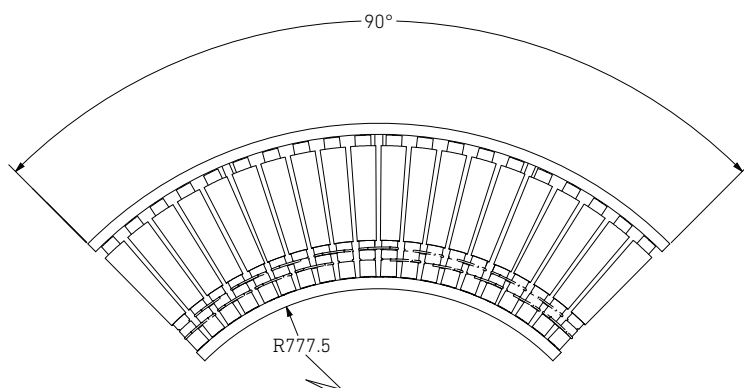
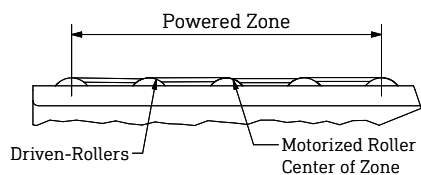
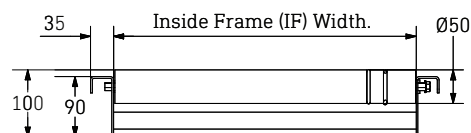
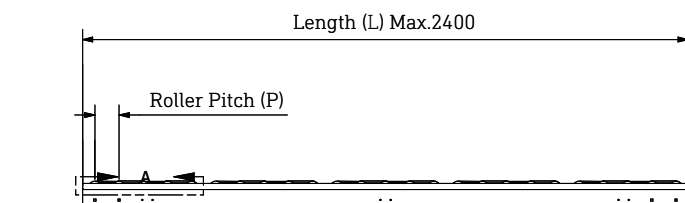
Dimensions

L = Overall Length of conveyor

P = Roller Pitch

IF = Width of conveyor measured from the inside of the conveyor frame

TOR = Top of roller



Tranzbelt S20 Minibelt Conveyor

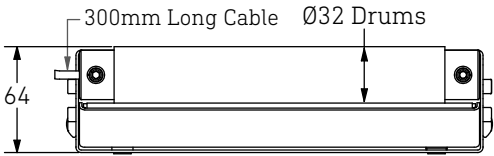
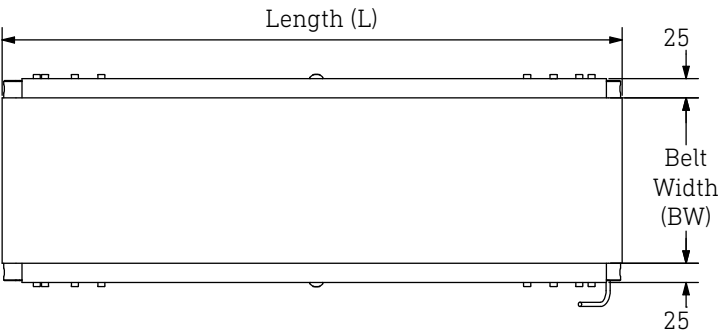
The smallest of all - this safe, low profile belt conveyor is ideal for light duty applications. Proven across a wide range of industries, these conveyors are suitable for a vast array of light duty applications with a range of options to ensure a fit for any purpose.

Specifications

Frame Depth	64mm
Construction	Mild Steel or Stainless Steel
Finish Options	PC - Powder Coated (Pommel Blue) Mild Steel SS - Stainless Steel
Lengths	To suit specific requirements
Belt Widths	200mm, 300mm, 400mm, 500mm or 600mm
Belt Type	Standard Blue 1 Ply PVC Food Grade White 1 Ply PVC
Belt Support	Roller or Slider Bed
Drive Motor	PM320HS - Ø32mm 24v DC Powered Roller
Nominal Speed	6-30m/min
Options	High Sides Stands Sensors and Mounting Brackets Guarding



Dimensions



Features & Benefits

- Your safety guaranteed - with complete underguarding, internal drive drum, and smooth edges to minimise pinch points
- Quiet and energy efficient with 24v low power consumption, an economic variable speed drive and motor that only runs when required
- A collaborative conveyor you and your team can safely work alongside
- Hassle free maintenance with minimal tools required and all parts available through our standard product range
- Reduced product damage with the belt providing a smooth and controllable method of transporting product
- Avoid belt adjustment tampering which increases wear and tear with hidden internal belt adjustment

Tranzbelt S20 Slimline Belt Conveyor

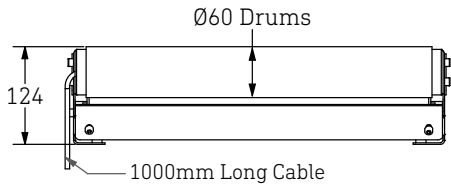
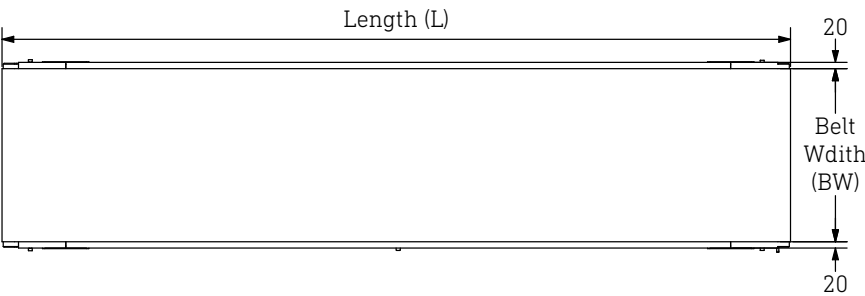
Small yet powerful - this is where aesthetics and function combine. Proven across a wide range of industries, these belt conveyors are suitable for a vast array of light to medium duty applications with a range of options to ensure a fit for any purpose.

Specifications

Frame Depth	124mm
Construction	Mild Steel or Stainless Steel
Finish Options	PC - Powder Coated (Pommel Blue) Mild Steel SS - Stainless Steel
Lengths	To suit specific requirements
Belt Widths	450mm, 600mm or 800mm
Belt Type	Standard Black, Green or White 2 Ply PVC (other materials and options available on request)
Belt Support	Roller or Slider Bed
Drive Motor	PM605KT - Ø60mm 24V DC Powered Roller
Nominal Speed	15m/min or 55m/min
Options	High Sides Stands Sensors and Mounting Brackets



Dimensions



Features & Benefits


- Your safety guaranteed - with complete underguarding, internal drive drum, and smooth edges to minimise pinch points
- Quiet and energy efficient with 24v low power consumption, an economic variable speed drive and motor that only runs when required
- A collaborative conveyor you and your team can safely work alongside
- Hassle free maintenance with minimal tools required and all parts available through our standard product range
- Reduced product damage with the belt providing a smooth and controllable method of transporting product
- Avoid belt adjustment tampering which increases wear and tear with hidden internal belt adjustment

Tranzbelt S20 Belt Conveyor

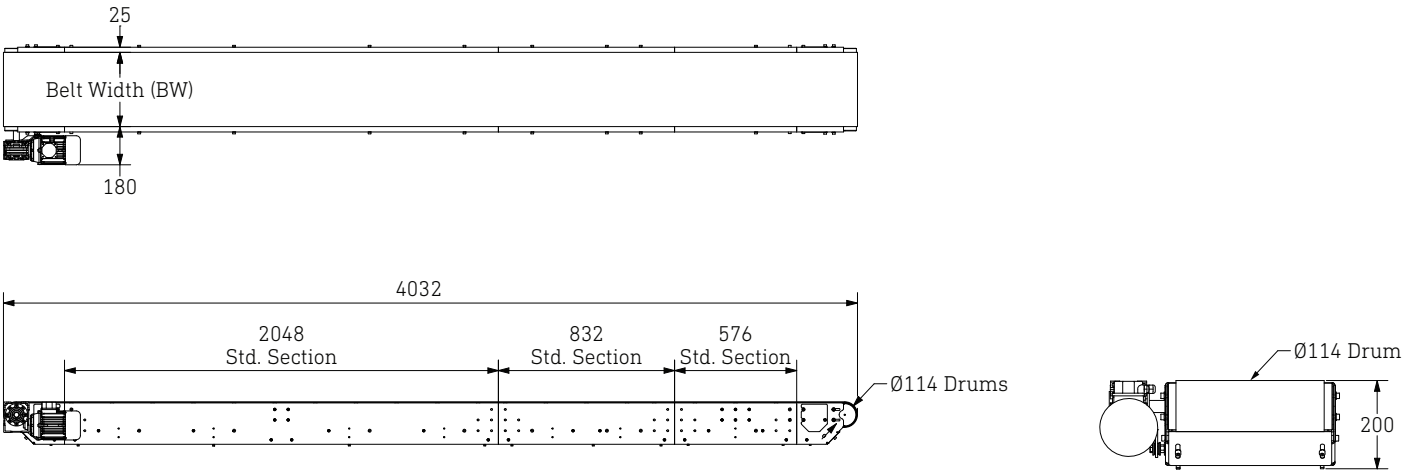
For safe, efficient and reliable product movement - this is where aesthetics and function combine. With a requirement to provide safer work environments, this belt conveyor boasts a number of safety features bringing your safety to the fore. Proven across a wide range of industries, these conveyors are suitable for a vast array of applications with a range of options to ensure a fit for any purpose.

Specifications

Frame Depth	200mm	
Construction	3mm Steel Thickness with Ali Crossmembers	
Finish Options	PC - Powder Coated (Pommel Blue) Mild Steel SS - Stainless Steel (incl. SS Crossmembers)	
Lengths	Length can be configured to suit application based on standard section sizes	
	Standard Section Sizes	
	Length	With Head and Tail Drums
	2048	2608
	832	1392
	576	1136
Belt Widths	200mm, 350mm, 500mm, 650mm, 800mm or 1000mm	
Belt Type	Standard Black PVC (other materials and options available on request e.g. grip top, food grade etc)	
Belt Support	Roller or Slider Bed	
Drive Motor	Single or Three Phase Geared Motor or Internal Drive Drum.	
Drums	Ø114mm Crowned Head and Tail Drums	
Options	High Sides Stands Sensors and Mounting Brackets Lagged	



Dimensions



Features & Benefits

- Your safety guaranteed - with complete underguarding, covered drive shaft and smooth edges to minimise pinch points
- A collaborative conveyor you and your team can safely work alongside
- Hassle free maintenance with minimal tools required and all parts available through our standard product range
- Reduced product damage with the belt providing a smooth and controllable method of transporting product
- Avoid belt adjustment tampering which increases wear and tear with hidden internal belt adjustment

Xpandaroll Skatewheel Conveyor

Achieve more with much less - stretch and bend this height-adjustable xpandaroll conveyor to take your products wherever you need them. Cartons simply follow the twist and turns of the conveyor path without the need for guide rails or engineered curves. Ideal for changeable product runs in dispatch and trailer loading and devanning, this conveyor can easily be pulled out when needed then folded away for storage.

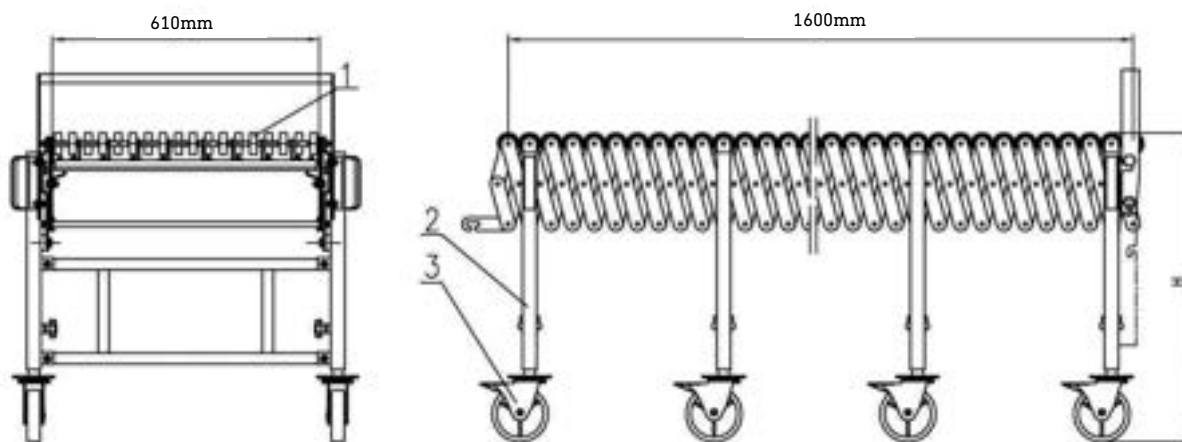
Specifications

Overall Length Expanded	6,000mm or 4,000mm
Compacted Length	1,600mm
Working Width	610mm or 460mm
Height Adjustable Stands	690mm - 1000mm
Construction	High tensile ribbed aluminium side plates with powder coated black steel stands
Skate Wheels	Ø50mm free running zinc plated carbon steel
Max Load Rating	250kg/m
Other	Fully lockable castor wheels Connecting brackets End stop
Options	Rollers




Dimensions

- 1 = Skate wheel, carbon steel, zinc plated
 2 = Support leg, 32 x 32 x 2 powder coated construction
 3 = Lockable castor wheel
 H = Stand height to top of skate wheel



Features & Benefits

- Robust construction with high tensile ribbed aluminium side plates and channel spanning entire conveyor width for added strength.
- Save valuable floor space - conveyor folds down to 1.6m when not in use
- Build to any required length with easy clip-on connecting brackets
- Product self-tracks with free running skate wheels guiding product
- Adjustable stand height, simply turn the locking knob to raise or lower the conveyor bed height
- Easily move conveyor around with fully lockable castor wheels
- Quick set-up with no installation or assembly required



DISCLAIMER

The drawings contained within this technical catalogue may not accurately depict scale and proportions. Additionally, images provided are for illustrative purposes only and may not represent exact specifications. Dyno Ltd cannot be held liable for any designs, constructions, or decisions made based solely on the information presented within this catalogue. It is recommended that customers verify all dimensions and specifications with Dyno before proceeding with any projects or applications.



Technical drawing of a conveyor pulley assembly in cross-section. The drawing shows a pulley with a central shaft and a surrounding pulley body. Dimension lines indicate the overall diameter and the diameter of the central shaft.

Ø50

Ø10.1



sales@dyno.co.nz

0800 144 044

www.dyno.co.nz

45 Moore Road, Lorneville, Invercargill